

Vol. 3 of 5

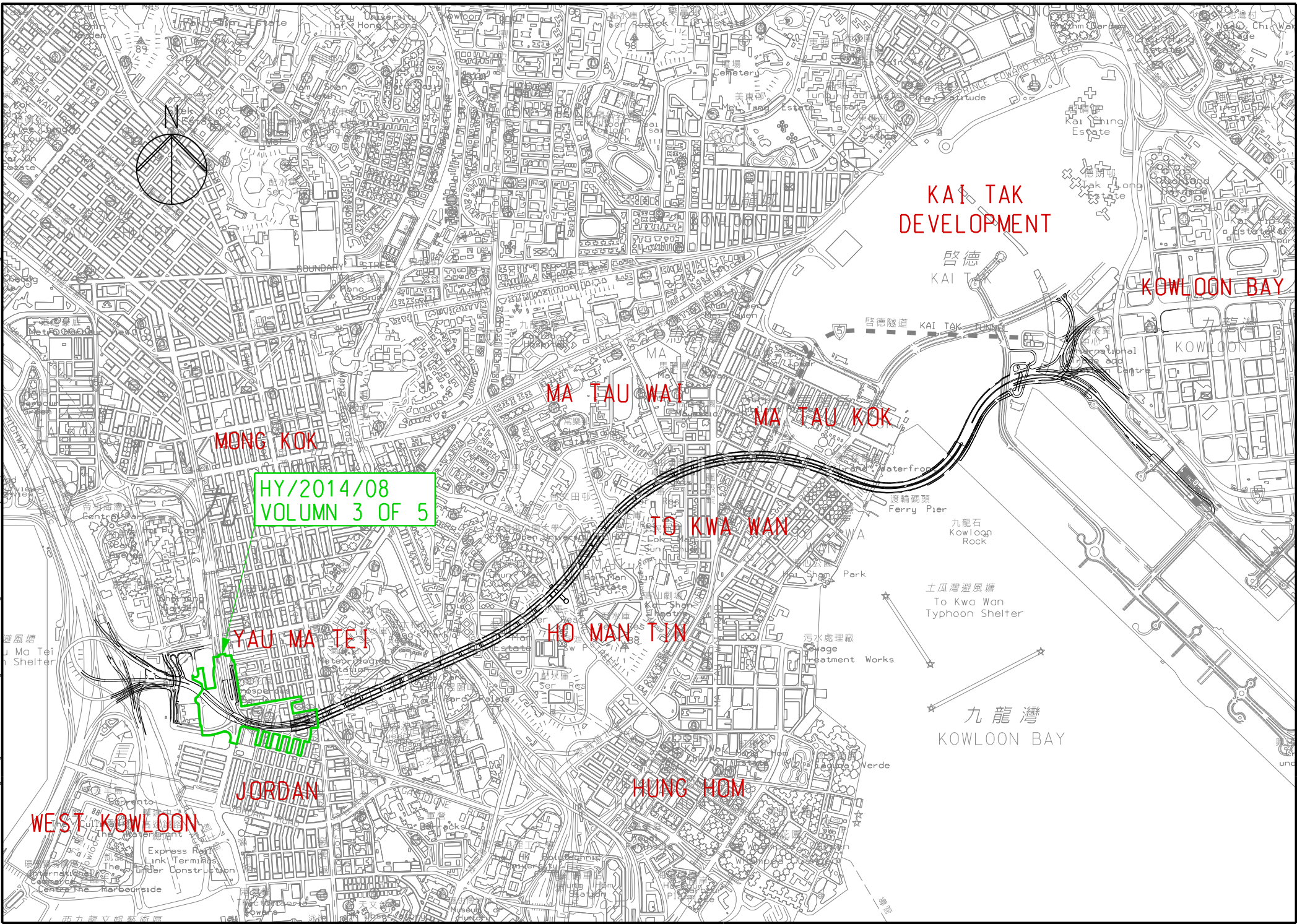
FEP-03/457/2013/D

Central Kowloon Route

Yau Ma Tei East

Contract No. HY/2014/08

November 2025





Environmental Permit No. EP-457/2013/D

Central Kowloon Route

Independent Environmental Checker Verification

Works Contract:

Yau Ma Tei East (HY/2014/08)

Reference Document/Plan

Document/~~Plan~~ to be ~~Certified~~/ Verified: Monthly EM&A Report No.92 (November 2025)

Date of Report: 04 December 2025

Date received by IEC: 05 December 2025

Reference EP Condition

Environmental Permit Condition: 3.4

Submission of Monthly EM&A Report of the Project

3.4 Four hard copies and one electronic copy of monthly EM&A Report shall be submitted to the Director within 2 weeks after the end of each reporting month throughout the entire construction period. The EM&A Reports shall include a summary of all non-compliance. The submissions shall be certified by the ET Leader and verified by the IEC as complying with the requirements as set out in the EM&A Manual before submission to the Director. Additional copies of the submission shall be provided to the Director upon request by the Director.

IEC Verification

I hereby verify that the above referenced document/~~plan~~ complies with the above referenced condition of EP-457/2013/D.

Ms Mandy To

Independent Environmental Checker

Date: 08 December 2025

Our ref: 0436942_IEC Verification Cert_YMTE_Monthly EM&A Rpt No.92.docx

Build King – SK ecoplant Joint Venture

Central Kowloon Route Contract HY/2014/08

Section of Yau Ma Tei East

Monthly EM&A Report No. 92

(Period from 01 to 30 November 2025)

Rev. 0

(04 December 2025)




	Name	Signature
Prepared by	Natalie W. I. Wong (Assistant Environmental Consultant)	
Checked & Reviewed by	Y.H. Law (Senior Environmental Consultant)	
Approved & Certified by	Kevin W. M. Li (Environmental Team Leader)	

TABLE OF CONTENTS

EXECUTIVE SUMMARY

1. BASIC PROJECT INFORMATION.....	6
2. ENVIRONMENTAL STATUS	9
3. MONITORING RESULTS.....	11
4. SUMMARY OF COMPLAINTS, NOTIFICATION OF SUMMONS AND PROSECUTIONS.....	19
5. EM&A SITE INSPECTION.....	21
6. FUTURE KEY ISSUES.....	22
7. CONCLUSION AND RECOMMENDATIONS.....	23

LIST OF APPENDICES

- A. Alignment and Works Area for the Contract No. HY/2014/08
- B. Construction Programme
- C. Project Organization Chart
- D. Dust Event-Action Plan (EAP)
- E. Noise Event-Action Plan (EAP)
- F. Environmental Mitigation Implementation Schedule (EMIS)
- G. Monitoring Schedules of the Reporting Month
- H. Calibration Certificate (Air Monitoring)
- I. Calibration Certificate (Noise)
- J. The Certification of Laboratory with HOKLAS Accredited Analytical Tests
- K. Location Plan of Noise and Air Quality Monitoring Station
- L. Monitoring Data (Air Monitoring)
- M. Monitoring Data (Noise)
- N. Waste Flow Table
- O. Statistics on Complaint, Notifications of Summons and Successful Prosecutions
- P. Monitoring Schedule of the Coming Month
- Q. Interim Report for the Complaint

EXECUTIVE SUMMARY

- A.1 Build King – SK ecoplant Joint Venture (“Contractor”) commenced the construction works of Highway Department (HyD) Central Kowloon Route Contract No. HY/2014/08 – Section of Yau Ma Tei East (“The Project”) on 20 April 2018. This is the 92nd monthly Environmental Monitoring and Audit (EM&A) report presenting the EM&A works carried out during the period from 01 November 2025 to 30 November 2025.
- A.2 A summary of the construction works reported by Main Contractor for the Project during the reporting month is listed below.

Construction Activities undertaken

- Backfilling and UU reinstatement works at Zones A, B, C, D, F & G
 - Construct W/B RGRF Deck including, permanent parapets walls, pavement and miscellaneous deck works and construction of E/B parapet wall, pavement and miscellaneous work
 - Constructing Zone 1 Noise Enclosure
 - Constructing socketed H-piles, pile caps, ground beams, RC columns, Steel Posts, Steel Main Beams, Steel Tie Beams and Acoustic Panels for Noise Enclosure at Zone 3
 - Pipe Piles, Barrette, Caps/Footings, Steel Columns, Girder Beams, Steel Posts, Steel Main Beams, Steel Tie Beams, Acoustic Panels and Smoke Van. Panels for Noise Enclosure at Zone 2
-

- A.3 A summary of regular construction noise and construction dust monitoring activities in this reporting period is listed below:

Regular construction noise monitoring during normal working hours

W-N1A, W-P11, W-N18, W-N25A 5 times

Construction dust (24-hour TSP) monitoring

W-A1 5 times

W-A6 5 times

Construction dust (1-hour TSP) monitoring

W-A1, W-A6 15 times

- A.4 Bi-weekly inspection of the implementation of landscape and visual mitigation measures was conducted on 06 and 20 November 2025. Details of the audit findings and implementation status are presented in Section 5.
- A.5 Joint weekly site inspections were conducted by representatives of the Environmental Team (ET), Contractor and Engineer on 06, 10, 20, and 27 November 2025. One joint site inspection with IEC was also undertaken on 10 November 2025. Details of the audit findings and implementation status are presented in Section 5.
- A.6 Details of waste management are presented in Section 3.
- A.7 Seven Action Levels of construction noise were triggered during the reporting month as seven documented complaints regarding noise were received. No exceedance of Limit Level of construction noise was recorded in the reporting month. No exceedance of the Action and

- Limit Level of 24-hour TSP and 1-hour TSP was recorded in the reporting month.
- A.8 A total of seven environmental complaints were received in the reporting month. After investigation with the Contractor, precautionary measures had been proposed to the Contractor by ET. The interim reports for the complaints are shown in Appendix Q.
- A.9 No non-compliance was reported in the reporting month.
- A.10 No notification of summon or prosecution was received in this reporting month.
- A.11 A summary of the construction activities provided by Main Contractor in the next reporting month is listed below:

Construction Activities to be undertaken

- Backfilling and reinstatement works at Zones A, B, C, D, F & G
 - Bridge Works:
 - i. Installation of MJ at P7L and P1L on East-Middle lane (Stage 3)
 - ii. Eastbound – Parapet wall construction
 - iii. Removal of temporary deck at P8L
 - Continue installation of secondary tie beams, absorptive panels and MIC module for PMMA panels for Noise Enclosure F02 in Zone 3 (night works). Continue piling works at Portion 2 and construct ground beams at Portion 1 along Ching Ping Street for C07 Noise Enclosure.
 - Works at Zone 2 Noise Enclosure are as the followings:
 - i. Continue welding works of girder beams (IMG-6 to IMG-9) at West side
 - ii. Installation of posts at East side
 - iii. Erection of temporary supports for main beams and installation of main beams at East Side
 - Works at Zone 1 Noise Enclosure – Continue installing steel main beams, secondary tie beams, smoke vents, and absorptive panels at the West side of Noise Enclosure Zone 1
 - Noise Enclosure steelworks fabrication at the yards in Zhuhai, China
 - Monitoring of instrumentation for all areas
-

1. BASIC PROJECT INFORMATION

- 1.1. Central Kowloon Route (CKR) is a 4.7 km long dual 3-lane trunk road in Central Kowloon linking Yau Ma Tei Interchange in West Kowloon with the road network on Kai Tak Development and Kowloon Bay in East Kowloon.
- 1.2. The Central Kowloon Route – Design and Construction Environmental Impact Assessment Report (Register No.: AEIAR-171/2013) was approved with conditions by the Environmental Protection Department (EPD) on 11 July 2013. An Environmental Permit (EP 457/2013) was issued on 9 August 2013. Variations of EP (VEP) was applied for and the EP (EP-457/2013/C) was issued by EPD on 16 January 2017. Variations of EP (VEP) was subsequently applied for and the latest EP (EP-457/2013/D) was issued by EPD on 15 June 2021. A Further EP (FEP-03/457/2013/D) was issued by EPD on 5 November 2021.
- 1.3. The construction of the CKR had been divided into different sections. This Contract No. HY/2014/08 – Section of Yau Ma Tei East (YMTE) covers part of the construction activities located at Yau Ma Tei under the EP and FEP which includes:
 - Section of Yau Ma Tei East
 - i. Construction of Cut-and-Cover Tunnel in compliance with all statutory requirements and the requirements specified under the Contract while maintaining the traffic with all necessary provisions
 - ii. Construction and subsequent handover of Yau Ma Tei Access Shaft for facilitating the access and use by the contractor of Central Kowloon Route - Central Tunnel contract
 - iii. Demolition of existing buildings including Yau Ma Tei Multi-storey Carpark Building, Yau Ma Tei Specialist Clinic Extension Building and Yau Ma Tei Jade Hawker Bazaars
 - iv. Demolition and re-provisioning of Gascoigne Road Flyover and the underpinning works for the existing Ferry Street Flyover and Yau Ma Tei Police Station New Wing Building
 - v. Construction of civil provisions and coordination with the contractor of Central Kowloon Route - Tunnel Electrical & Mechanical contract
 - vi. Design and construction of Noise Barrier Works
 - vii. Prepare temporary traffic arrangement proposals, discuss at Traffic Management Liaison Group meeting and obtain its agreement and approval/endorsement from relevant authorities at suitable times to enable the execution of the Works

The alignment and works area for the Contract No. HY/2014/08 - are shown in Appendix A.

- 1.4. A summary of the major construction activities undertaken in this reporting period is shown in Table 1.1. The construction programme is presented in Appendix B.

Table 1.1 Summary of the Construction Activities reported by Main Contractor during the Reporting Month

Construction Activities undertaken

- Backfilling and UU reinstatement works at Zones A, B, C, D, F & G
- Construct W/B RGRF Deck including, permanent parapets walls, pavement and miscellaneous deck works and construction of E/B parapet wall, pavement and miscellaneous works
- Constructing Zone 1 Noise Enclosure
- Constructing socketed H-piles, pile caps, ground beams, RC columns, Steel Posts, Steel Main Beams, Steel Tie Beams and Acoustic Panels for Noise Enclosure at Zone 3
- Pipe Piles, Barrette, Caps/Footings, Steel Columns, Girder Beams, Steel Posts, Steel Main Beams, Steel Tie Beams, Acoustic Panels and Smoke Van. Panels for Noise Enclosure at Zone 2

1.5. The project organisational chart specifying management structure and contact details are shown in Appendix C.

1.6. A summary of the valid permits, licences, and /or notifications on environmental protection for this Project is presented in Table 1.2.

Table 1.2 Summary of the Status of Valid Environmental Licence

Notification, Permit and Documentations

Permit/ Licences/ Notification /Reference No.	Valid Period		Status	Remark
	From	To		
Environmental Permit				
EP-457/2013/D	15 Jun 2021	End of Project	Valid	-
Further Environmental Permit				
FEP-03/457/2013/D	5 Nov 2021	End of Project	Valid	
Wastewater Discharge License				
WT00043433-2023	14 Aug 2024	31 Mar 2028	Valid	Withdrew within the reporting month
WT00045552-2024	21 Nov 2024	30 Nov 2029	Valid	-
Notification of Construction Works under the Air Pollution Control (Construction Dust) Regulation				
471691	14 Sep 2021	End of Project	Notified	-
Chemical Waste Producer Registration				
WPN5213-225-B2526-01	14 Mar 2018	End of Project	Valid	-
Billing Account for Disposal of Construction Waste				
7029997	1 Feb 2018	End of Project	Valid	-
Construction Noise Permit				
GW-RE0541-25	21 May 2025	20 Nov 2025	Expired during reporting month	Construction Noise Permit at Zone B1-B3, C & F and Column C & D
GW-RE0745-25	28 Jun 2025	27 Dec 2025	Valid	Construction Noise Permit at Zone D & G
GW-RE1102-25	12 Sep 2025	30 Nov 2025	Expired during reporting month	Night works for Construction of Parapet Wall at Reclamation Street
GW-RE1105-25	12 Sep 2025	30 Nov 2025	Expired during	Construction of Parapet Wall

Permit/ Licences/ Notification /Reference No.	Valid Period		Status	Remark
	From	To		
			reporting month	at Temple Street
GW-RE1100-25	12 Sep 2025	30 Nov 2025	Expired during reporting month	Construction Noise Permit for Construction of Parapet Wall at GRF near Shanghai Street
GW-RE1221-25	9 Oct 2025	31 Dec 2025	Valid	Construction Noise Permit for Column Lifting at Column E
GW-RE1219-25	5 Oct 2025	4 Apr 2026	Valid	Construction Noise Permit for Zone A & B and Column A
GW-RE1235-25	13 Oct 2025	9 Apr 2026	Valid	Construction Noise Permit for Welding at Column E, G & H
GW-RE1192-25	1 Oct 2025	31 Dec 2025	Valid	Erection of Enclosure at Zone 1-3 and Stitching Works of GRF
GW-RE1302-25	3 Nov 25	31 Jan 26	Valid	Reinstatement of Kansu Street
GW-RE1307-25	3 Nov 25	31 Dec 25	Valid	Erection of Enclosure at Zone 1-3 and Stitching Works of GRF
GW-RE1296-25	3 Nov 25	2 May 26	Valid	Night works for cutting paving block
GW-RE1306-25	3 Nov 25	31 Dec 25	Valid	Road Resurfacing at Ching Ping Street and Public Square Street
GW-RE1341-25	10 Nov 25	30 Nov 25	Valid	TTA Modification at Yau Cheung Road
GW-RE1346-25	8 Nov 25	31 Jan 26	Valid	Construction Noise Permit for Erection of Temporary Support for Girder Beam Installation of Noise Enclosure at Ferry Street Southbound
GW-RE1350-25	21 Nov 25	20 May 26	Valid	Welding Works at Column C & D
GW-RE1370-25	16 Nov 25	30 Nov 25	Valid	Temporary Shutdown the Traffic Light Control at Junction between Canton Road and Kansu Street
GW-RE1388-25	17 Nov 25	30 Nov 25	Valid	Night works for Construction of Parapet Wall at Battery Street
Marine Dumping Permit				
Nil	-	-	-	-

2. ENVIRONMENTAL STATUS

- 2.1. Environmental permit (EP) conditions under the EIAO, submission status under the EP and implementation status of mitigation measures had been reviewed and implemented on schedule. The status of required submissions under the EP (EP-457/2013/D) and FEP (FEP-03/457/2013/D) as of the reporting period for the Project are summarised in Table 2.1

Table 2.1 Summary of Status of Required Submission for EP-457/2013/D and FEP-03/457/2013/D for the Project

EP/FEP Condition (EP-457/2013/D) (FEP-03/457/2013/D)	Submission	Submission date
Condition 3.4	Monthly EM&A Report (October 2025)	10 November 2025

- 2.2. Details of the major construction activities reported by Main Contractor in this reporting period are shown in Table 2.2.

Table 2.2 Summary of the Construction Activities reported by Main Contractor during the Reporting Month

Construction activities undertaken	Remarks on progress
● Backfilling and UU reinstatement works at Zones A, B, C, D, F & G	● 84% completion
● Construct W/B RGRF Deck including, permanent parapets walls, pavement and miscellaneous deck works and construction of E/B parapet wall, pavement and miscellaneous works	● 70% completion
● Constructing Zone 1 Noise Enclosure	● 42% completion
● Constructing socketed H-piles, pile caps, ground beams, RC columns, Steel Posts, Steel Main Beams, Steel Tie Beams and Acoustic Panels for Noise Enclosure at Zone 3	● 90% completion
● Pipe Piles, Barrette, Caps/Footings, Steel Columns, Girder Beams, Steel Posts, Steel Main Beams, Steel Tie Beams, Acoustic Panels and Smoke Van. Panels for Noise Enclosure at Zone 2	● 50% completion

- 2.3. The drawing showing the project layout and the location of the monitoring station and environmental sensitive receivers are attached in Appendix A and Appendix K. Co-ordinates of the monitoring location are shown in Table 2.3.

Table 2.3 Summary for the location of the monitoring station

Monitoring Location	Location ID	Latitude	Longitude
Yau Ma Tei Catholic Primary School (Hoi Wang Road)*	W-A1/ W-N1A	22.31345	114.16409
Man Cheong Building	W-A6	22.308185	114.166033
Hydan Place	W-N18	22.30858	114.170185
Prosperous Garden Block 1	W-N25A	22.309846	114.168072
The Coronation Tower 1	W-P11	22.309824	114.165616

Remark: *The High Volume Sampler (HVS) at dust impact monitoring location W-A1 had been relocated on 6 Sep 2022 due to installation work of PV panel at Yau Ma Tei Catholic Primary School. The relocation of HVS was approved by ER and agreed with IEC.

3. MONITORING RESULTS

3.1. Monitoring Parameters

Air Quality

- 3.1.1. The impact monitoring had been carried out in accordance with section 5.8 of the approved EM&A Manual to determine the 1-hour and 24-hour total suspended particulates (TSP) levels at the monitoring locations in the reporting month.
- 3.1.2. The sampling frequency of at least once in every 6 days, shall be strictly observed at the monitoring stations for 24-hour TSP monitoring. For 1-hour TSP monitoring, the sampling frequency of at least 3 times in every 6 days should be undertaken when the highest dust impact occurs.
- 3.1.3. General meteorological conditions (wind speed, direction and precipitation) and notes regarding any significant adjacent dust producing sources had also been recorded throughout the impact monitoring period.

Noise

- 3.1.4. Construction noise level shall be measured in terms of the A-weighted equivalent continuous sound pressure level (L_{eq}). L_{eq} (30min) shall be used as the monitoring parameter for the time period between 0700 and 1900 hours on normal weekdays.
- 3.1.5. For all other time periods, L_{eq} (5min) shall be employed for comparison with the Noise Control Ordinance (NCO) criteria.
- 3.1.6. As supplementary information for data auditing, statistical results such as L_{10} and L_{90} shall also be obtained for reference.

3.2. Monitoring Equipment

Air Quality

- 3.2.1. 1-hour TSP levels and 24-hour TSP had been measured with direct reading dust meter and High Volume Samplers respectively. It has been demonstrated its capability in achieving comparable results with high volume sampling method as set out in the Title 40 of the Code of Federal Regulations, Chapter 1 (Part 50).
- 3.2.2. The 1-hour TSP meter was calibrated by the manufacturer prior to purchasing. Zero response of the instrument was checked before and after each monitoring event. Operation of the 1-hour TSP meter followed manufacturer's Operation and Service Manual. The 24-hour TSP meter was calibrated against firmware 80570-8100-V1.0.4, annually. Operation of the 24-hour TSP meter followed manufacturer's Operation and Service Manual. Valid calibration certificates of dust monitoring equipment are attached in Appendix H.
- 3.2.3. A summary of the equipment that was deployed for the 24- hour averaged monitoring is shown in Table 3.1. The TSP monitoring was conducted as per the schedule presented in Appendix G.

- 3.2.4. The equipment used for 1-hour TSP and 24-hour TSP measurement and calibration are summarised in Table 3.1

Table 3.1 Construction Dust Monitoring Equipment

Monitoring Parameter	Monitoring Equipment	Serial Number	Date of Calibration
1-hour TSP	LD-5R Digital Dust Indicator	467356	15 Aug 2025
	LD-5R Digital Dust Indicator	467357	15 Aug 2025
	LD-5R Digital Dust Indicator	467358	15 Aug 2025
	LD-5R Digital Dust Indicator	467359	15 Aug 2025
	LD-5R Digital Dust Indicator	882107	15 Aug 2025
24-hour TSP	TE-5170X High Volume Sampler	1084	03 November 2025 and 20 November 2025
	TE-5170X High Volume Sampler	1050	03 November 2025 and 20 November 2025
	TE-5025A Calibration Kit	3465	02 Dec 2024

Noise

- 3.2.5. Sound level meter in compliance with the International Electrotechnical Commission Publications 651: 1979 (Type 1) and 804: 1985 (Type 1) specifications has been used for carrying out the noise monitoring. The sound level meter has been checked using an acoustic calibrator. The wind speed and other metrological data has been recorded from Hong Kong Observatory- King's Park meteorological station, along with portable wind speed meter stand by as back up when the information are not available from HKO.
- 3.2.6. Acoustic calibrators and sound level meters using for the monitoring is within the valid period and were calibrated per year. Valid calibration certificate of noise monitoring equipment is attached in Appendix I.
- 3.2.7. The details of equipment using for monitoring are listed in Table 3.2, as below:

Table 3.2 Monitoring Equipment Used in Monitoring

Monitoring Equipment	Serial Number	Date of Calibration
Nti XL3 Sound Level Meter	A3A-01229-F0	24 Jul 2025
Nti XL3 Sound Level Meter	A3A-01235-F0	13 May 2025
Rion NC-75 Sound Level Calibrator	35124528	13 Feb 2025
Rion NC-75 Sound Level Calibrator	34724244	11 Jul 2025

- 3.3. Monitoring Methodology and QA/QC results

Air Quality

- 3.3.1. The 1-hour TSP monitor, portable dust meters (Sibata Digital Dust Indicator Model LD-5R and PC-3A(E) digital dust indicator) were used for the impact monitoring. The 1-hour TSP meters provides a real time 1-hour TSP measurement based on 90° light scattering. Three 1-hour TSP level were logged per every six days.

3.3.2. The 24-hour TSP monitor, High Volume Samplers (Tisch TE-5170X High Volume Air Sampler) were used for the impact monitoring. The 24-hour TSP monitoring consists of the following:

- ◆ The HVS was set at the monitoring location, with electricity supply connected and secured;
- ◆ HVS was calibrated before commencing the 1st measurement;
- ◆ The filter paper was weight and provided by HOKLAS lab (Acumen Laboratory and Testing Limited and ALS Technichem (HK) Pty Ltd) before and after the sampling. Certificate of HOKLAS accredited laboratory can be referred to Appendix J;
- ◆ The airflow over time during sampling process was recorded by the HVS.

3.3.3. HVSs were free-standing with no obstruction. The following criteria were considered in the installation of the HVS:

- ◆ Appropriate support to secure the samples against gusty wind needed to be provided the monitoring station;
- ◆ A minimum of 2m separation from walls, parapets and penthouses was required for rooftop samplers;
- ◆ No furnace or incinerator flues was nearby;
- ◆ Airflow around the sampler was unrestricted; and
- ◆ Permission could be obtained to set up the samplers and gain access to the monitoring station.

3.3.4. Preparation of Filter Papers

- ◆ Glass fiber filters were labelled and sufficient filters that were clean and without pinholes were selected;
- ◆ All filters were equilibrated in the conditioning environment for 24 hours before weighing. The conditioning environment temperature was around 25°C and not varied by more than $\pm 3^{\circ}\text{C}$; the relative humidity (RH) was 40%; and
- ◆ Acumen Laboratory and Testing Limited and ALS Technichem (HK) Pty Limited, as HOKLAS accredited laboratory, implemented comprehensive quality assurance and quality control programmes on the filters.

3.3.5. Field Monitoring

- ◆ The power supply was checked to ensure that the HVS was working properly;
- ◆ The filter holder and area surrounding the filter were cleaned;
- ◆ The filter holder was removed by loosening the foul bolts and a new filter, with stamped number upward, on a supporting screen was aligned carefully;
- ◆ The filter was properly aligned on the screen so that the gasket formed an airtight seal on the outer edges of the filter;
- ◆ The swing bolts were fastened to hold the filter holder down to the frame. The pressure applied should be sufficient to avoid air leakage at the edges;
- ◆ The shelter lid was closed and secured with an aluminum strip;
- ◆ The HVS was warmed- up for about 5 minutes to establish run- temperature conditions;

- ◆ A new flow rate record sheet was inserted into the flow recorder;
- ◆ The flow rates of the HVS was checked and adjusted to between 0.64-1.52m³min⁻¹, which was within the range specified in the EM&A Manual (i.e. 0.6- 1.7m³min⁻¹);
- ◆ The programmable timer was set for a sampling period of 24 hours, and the starting time, weather condition and filter number were recorded;
- ◆ The initial elapsed time was recorded;
- ◆ At the end of sampling, the sampled filter was removed carefully and folded in half so that only surfaces with collected particulate matter were in contact;
- ◆ The filter paper was placed in a clean plastic envelope and sealed; all monitoring information was recorded on a standard data sheet and
- ◆ The filters were sent to (Acumen Laboratory and Testing Ltd and ALS Technichem (HK) Pty Ltd) for analysis.

3.3.6. Maintenance and Calibration

- ◆ The HVS and their accessories were maintained in a good working condition. For example, motor brushes were replaced routinely and electrical wiring was checked to ensure a continuous power supply; and
- ◆ The flow rate of each HVS with mass flow controller was calibrated using an orifice calibrator, Initial calibrations of the dust monitoring equipment were conducted upon installation and prior to commissioning. Five- point calibration was carried out for HVS using TE-5025 Calibration Kit. HVS is calibrated bimonthly. The calibration records for the HVS is given in Appendix H.

3.3.7. Wind Data Monitoring

- ◆ The wind speed has been recorded from Hong Kong Observatory- King's Park meteorological station, along with portable wind speed meter stand by as back up when the information are not available from HKO.

Noise

- 3.3.8. All noise measurements by the meter were set to FAST response and on the A-weighted equivalent continuous sound pressure level (L_{eq}) in decibels dB(A). $L_{Aeq(30min)}$ was used as the monitoring metric for the time period between 0700 –1900 hours on normal weekdays. The measured noise levels were logged every 5 minutes throughout the monitoring period.
- 3.3.9. Prior to the noise measurement, the accuracy of the sound level meter was checked using an acoustic calibrator generating a known sound pressure level at a known frequency. Checking was conducted before and after the monitoring. The calibration level before and after the noise measurement is agreed to within 1.0 dB(A).
- 3.3.10. Noise measurements should not be made in presence of fog, rain, wind with a steady speed exceeding 5 ms⁻¹ or wind with gusts exceeding 10 ms⁻¹. The wind speed was checked with a portable wind speed meter capable of measuring with speeds in ms⁻¹.

3.4. Monitoring Locations

Air Quality

- 3.4.1. During the site visit, both of the original proposed dust monitoring locations were rejected due to the condition at The Coronation was not favourable for monitoring and the access was declined by the management office of Hong Kong Community College (HKCC) of PolyU. Two alternative air monitoring stations Yau Ma Tei Catholic Primary School (Hoi Wang Road) and Man Cheong Building had been proposed by ET and approved by IEC. 2 designated air monitoring locations were identified and agreed with IEC and EPD. Details of air monitoring stations are described in Table 3.3. The location plan of air quality monitoring stations is shown in Appendix K.

Table 3.3 Location of the Dust Monitoring Stations

Air Quality Monitoring Station	Dust Monitoring Station
W-A1	Yau Ma Tei Catholic Primary School (Hoi Wang Road)
W-A6	Man Cheong Building

Noise

- 3.4.2. During the site visit, one of the original proposed noise monitoring locations Tak Cheong Building was rejected by the president of the owner's corporation. Alternative noise monitoring station Hydan place had been proposed by ET and approved by IEC. 4 noise sensitive receivers designated noise monitoring locations were identified and agreed with IEC and EPD. The designated monitoring stations are identified and access was granted by the premises. The details of noise monitoring stations are described in Table 3.4 and the location plan of noise monitoring station is shown in Appendix K.

Table 3.4 Noise Monitoring Stations

Noise Monitoring Station	Identified Noise Monitoring Station	Type of Measurement
W-N1A	Yau Ma Tei Catholic Primary School (Hoi Wang Road)	Façade
W-N18	Hydan Place	Façade
W-N25A	Prosperous Garden Block 1	Façade
W-P11	The Coronation Tower 1	Façade

3.5. Monitoring date, time, frequency and duration

- 3.5.1. A summary of impact monitoring duration, sampling parameter and frequency is presented in Table 3.5.

Table 3.5 Summary of Impact Monitoring Programme

Impact Monitoring	Duration	Sampling Parameter	Frequency
Dust	1-hour continuous measurement	1-hour TSP	3 times per six days
Dust	24-hour continuous sampling	24-hour TSP	Once per six days
Noise	30-minute continuous measurement	L_{eq} 30 min, L_{10} and L_{90} as reference.	Once per week (0700 – 1900)

3.6. Result Summary

Air Quality

- 3.6.1. According to our field observations, the major dust source identified at the designated air quality monitoring stations in the reporting month are summarised in Table 3.6.

Table 3.6 Observation at Dust Monitoring Stations

Monitoring Station	Major Dust Source
W-A1	Nearby traffic
W-A6	Nearby traffic

- 3.6.2. Air quality impact monitoring for the reporting month was carried out on 05, 11, 17, 22, and 28 November 2025.

- 3.6.3. The results for 1-hour TSP and 24-hour TSP are summarized in Table 3.7 and Table 3.8. The measurement data and details of influencing factors such as weather conditions and site observation are presented in Appendix L.

Table 3.7 Summary of 1-hour TSP Monitoring Results

Monitoring Location	Range($\mu\text{g}/\text{m}^3$)	Action Level($\mu\text{g}/\text{m}^3$)	Limit Level($\mu\text{g}/\text{m}^3$)
W-A1	13 – 57	319	500
W-A6	14 – 73	306	500

Table 3.8 Summary of 24-hour TSP Monitoring Results

Monitoring Location	Range($\mu\text{g}/\text{m}^3$)	Action Level($\mu\text{g}/\text{m}^3$)	Limit Level($\mu\text{g}/\text{m}^3$)
W-A1	63 – 134	167	260
W-A6	18 – 99	166	260

Noise

- 3.6.4. According to our field observations, the major noise source identified at the designated noise monitoring station in the reporting month are summarised in Table 3.9:

Table 3.9 Observation at Noise Monitoring Stations

Monitoring Station	Major Noise Source
W-N1A	Nearby traffic
W-N18	Nearby traffic
W-N25A	Nearby traffic
W-P11	Nearby traffic

- 3.6.5. The construction noise impact monitoring for the reporting month was carried out on 05, 11, 17, 22, and 28 November 2025.
- 3.6.6. The result for noise monitoring is summarized in Table 3.10. The measurement data are shown in Appendix M.

Table 3.10 Summary of Noise Monitoring Results

Time Period	Monitoring location	Parameter	Range, dB(A)			Action Level	Limit Level#
			L _{eq}	L ₁₀	L ₉₀		
Normal working hour from 0700-1900	W-N1A*	Leq 30min	59.0 – 61.1	59.9 – 62.9	55.7 – 60.5	When one documented complaint is received	70dB(A) or 65 dB(A) during examination
	W-N18		68.8 – 69.6	70.8 – 72.4	66.9 – 67.7		75dB(A)#
	W-N25A		70.1 – 71.0	72.4 – 74.5	66.8 – 67.9		
	W-P11		63.7 – 66.7	64.5 – 68.6	63.0 – 65.6		

- Remarks:
- # If works are to be carried out during restricted hours, the conditions stipulated in the construction noise permit by the Noise Control Authority have to be followed.
 - * Examinations were scheduled from 13 to 18 November 2025 at Yau Ma Tei Catholic Primary School during the reporting month, hence the limit level was 65 dB(A) on 17 November 2025.

Waste management

- 3.6.7. The waste generated from this Project includes inert C&D materials, and non-inert C&D materials. Non-inert C&D materials are made up of general refuse, vegetative wastes and recyclable wastes such as plastics and paper/cardboard packaging waste. Steel materials

generated from the project are also grouped into non-inert C&D materials as the materials were not disposed of with other inert C&D materials. With reference to relevant handling records and trip tickets of this Project, the quantities of different types of waste generated in the reporting month are summarised in Table 3.11. Details of cumulative waste management data are presented as a waste flow table in Appendix N.

Table 3.11 Quantities of waste generated from the Project

Reporting period	Quantity					
	Inert C&D Materials (in 'tonnes)	Chemical Waste (in '000 Kg)	Non-inert C&D Materials			
			Others, e.g. General Refuse disposed at Landfill (in 'tonnes)	Recycled materials		
				Paper/card board (in '000 Kg)	Plastics (in '000 Kg)	Metals (in '000 Kg)
November 2025	3279.10	0.00	197.10	0.00	0.00	0.00

4. SUMMARY OF COMPLAINTS, NOTIFICATION OF SUMMONS AND PROSECUTIONS

4.1. The Environmental Complaint Handling Procedure is shown in below Table 4.1:

Table 4.1 Environmental Complaint Handling Procedure

Complaint Received via Project Hotline	Complaint Received via 1823 or from other government departments
Contractor notify ER, ET and IEC	ER notify Contractor, ET and IEC
Contractor log complaint and date of receipt onto the complaint database. Contractor, ER and ET to conduct investigation of complaint	
If complaint is considered not valid	If complaint is found valid
ET or ER to reply the complainant if necessary	Contractor to identify and implement remedial measures in consultation with the IEC, ET and ER.
	The ER, ET and IEC to review the effectiveness of the Contractor's remedial measures and the updated situation; ET to undertake additional monitoring and audit to verify the situation if necessary, and oversee that circumstances leading to the complaint do not recur. ER to conduct further inspection as necessary.
If the complaint is referred by the EPD, the Contractor to prepare interim report on the status of the complaint investigation and follow-up actions stipulated above, including the details of the remedial measures and additional monitoring identified or already taken, for submission to EPD within the time frame assigned by the EPD	
The ET to record the details of the complaint, results of the investigation, subsequent actions taken to address the complaint and updated situation including the effectiveness of the remedial measures, supported by regular and additional monitoring results in the monthly EM&A reports	

- 4.2. Should non-compliance of the criteria occur, action in accordance with the Event and Action Plan in Appendix D and Appendix E shall be carried out.
- 4.3. Seven Action Levels of construction noise were triggered during the reporting month as seven documented complaints regarding noise were received. No exceedance of Limit Level of construction noise was recorded in the reporting month. No exceedance of the Action and Limit Level of 24-hour TSP and 1-hour TSP was recorded in the reporting month.
- 4.4. A total of seven environmental complaints were received in the reporting month. After investigation with Contractor, precautionary measures had been proposed to the Contractor by ET. The interim reports for the complaints are shown in Appendix Q.
- 4.5. No non-compliance was reported in the reporting month.
- 4.6. No notification of summon and prosecution was received in the reporting period.
- 4.7. Statistics on complaints, notifications of summons and successful prosecutions are summarized in Appendix O.

5. EM&A SITE INSPECTION

- 5.1. Site inspections were carried out on a weekly basis to monitor the implementation of proper environmental pollution control and mitigation measures under the Contract. In the reporting period, four (4) site inspections were carried out on 06, 10, 20, and 27 November 2025, along with bi-weekly inspection of the implementation of landscape and visual mitigation measures conducted on 06 and 20 November 2025.
- 5.2. One joint site inspection with IEC also undertaken on 10 November 2025. Minor deficiencies were observed during weekly site inspection. Key observations during the site inspections are summarized in Table 5.1.

Table 5.1 Site Observations

Date	Environmental Observations	Follow-up Status
06 November 2025	1. At Ching Ping Street, oil stain on site should be removed and the breaker should be stored properly.	1. At Ching Ping Street, oil stain was removed. The breaker was wrapped with a canvas for proper storage.
10 November 2025	1. On Ferry Street, cement bags on site should be removed and to be stored properly before removal. 2. At Zone C, chemicals on site should be placed on drip tray or to be removed if they are emptied.	1. On Ferry Street, cement bags were removed properly. 2. At Zone C, chemicals was removed properly by sub-contractor.
20 November 2025	1. At Zone G, NRMM label should be placed on PME.	1. At Zone G, the forklift was removed from the site.
27 November 2025	1. At Zone B1, regular water spraying should be provided, especially during dusty material excavation work.	1. At Zone B1, regular water spraying was provided.

- 5.3. The Contractor had rectified all observation identified during environmental site inspection in the reporting period.
- 5.4. According to the EIA Study Report, Environmental Permit, contract documents and EM&A Manual, the mitigation measures detailed in the documents are implemented as much as practical during the reporting period. An updated Implementation Status of Environmental Mitigation Measures (EMIS) is provided in Appendix F.

6. FUTURE KEY ISSUES

6.1. The construction activities provided by Main Contractor in the next reporting month are:

Construction Activities to be undertaken

- Backfilling and reinstatement works at Zones A, B, C, D, F & G
 - Bridge Works:
 - i. Installation of MJ at P7L and P1L on East-Middle lane (Stage 3)
 - ii. Eastbound – Parapet wall construction
 - iii. Removal of temporary deck at P8L
 - Continue installation of secondary tie beams, absorptive panels and MIC module for PMMA panels for Noise Enclosure F02 in Zone 3 (night works). Continue piling works at Portion 2 and construct ground beams at Portion 1 along Ching Ping Street for C07 Noise Enclosure.
 - Works at Zone 2 Noise Enclosure are as the followings:
 - i. Continue welding works of girder beams (IMG-6 to IMG-9) at West side
 - ii. Installation of posts at East side
 - iii. Erection of temporary supports for main beams and installation of main beams at East Side
 - Works at Zone 1 Noise Enclosure – Continue install steel main beams, secondary tie beams, smoke ventilators and absorptive panels at the West side of Noise Enclosure Zone 1.
 - Noise Enclosure steelworks fabrication at the yards in Zhuhai, China
 - Monitoring of instrumentation for all areas
-

6.2. Potential environmental impacts arising from the above construction activities are mainly associated with dust, construction noise and waste management.

6.3. The tentative schedule of regular construction noise, 1-hour TSP and 24-hour TSP monitoring in the next reporting period is presented in Appendix P.

6.4. The construction programme for the Project for the next reporting month is presented in Appendix B.

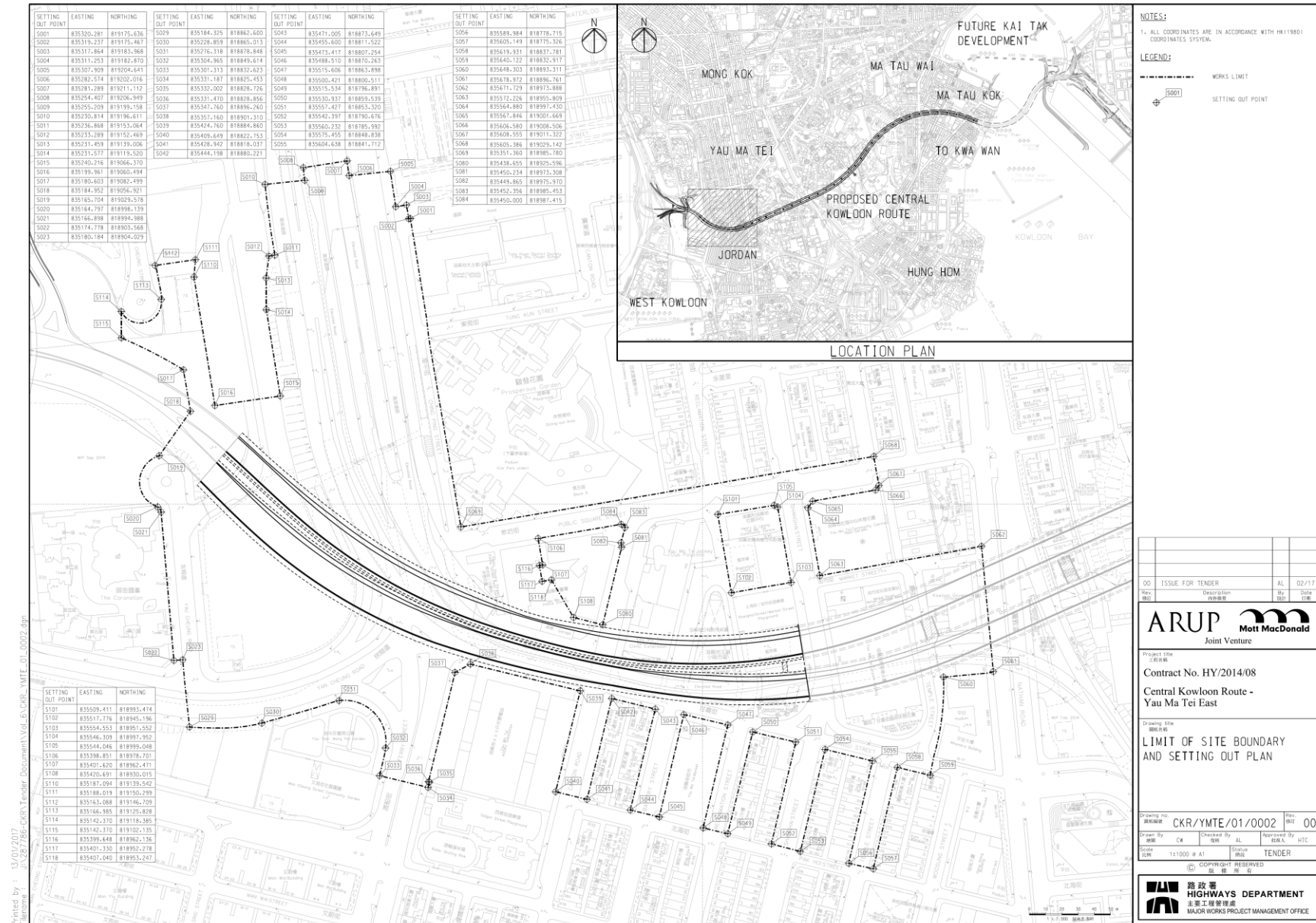
7. CONCLUSION AND RECOMMENDATIONS

- 7.1. This 92nd monthly EM&A Report presents the EM&A works undertaken during the period from 01 November 2025 to 30 November 2025 in accordance with the EM&A Manual and the requirement under EP- 457/2013/D and FEP-03/457/2013/D.
- 7.2. Seven Action Levels of construction noise were triggered during the reporting month as seven documented complaints regarding noise was received. No exceedance of Limit Level of construction noise was recorded in the reporting month. No exceedance of the Action and Limit Level of 24-hour TSP and 1-hour TSP was recorded in the reporting month.
- 7.3. A total of seven environmental complaints were received in the reporting month. After investigation with Contractor, precautionary measures had been proposed to the Contractor by ET. The interim reports for the complaints are shown in Appendix Q.
- 7.4. No non-compliance was reported in the reporting month.
- 7.5. No notification of summons or prosecution was received in the reporting month.
- 7.6. The ET will keep track on the construction works to confirm compliance of environmental requirements and the proper implementation of all necessary mitigation measures.

Appendix A

Alignment and Works Area For the Contract No. HY/2014/08

Contract No. HY/2014/08
Environmental Monitoring & Auditing



Appendix B

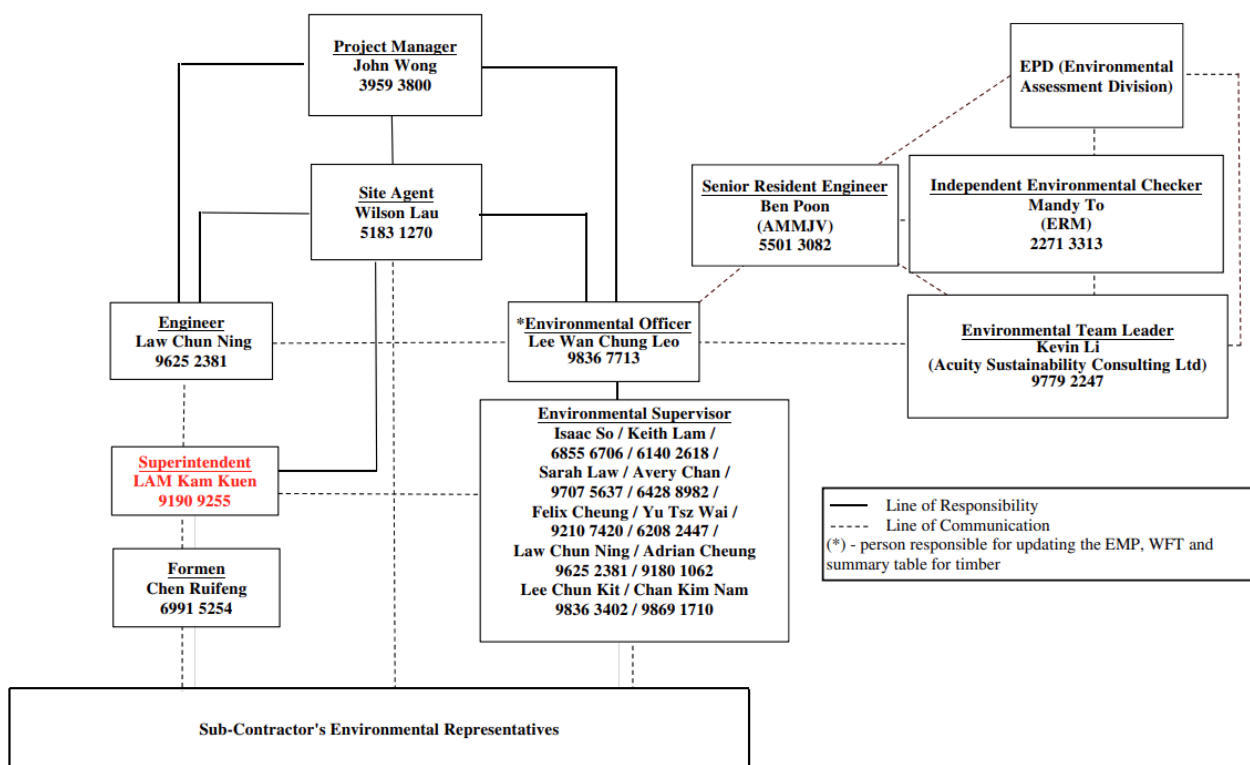
Construction Programme

Construction Programme															
Activity Name	Duration	Start	Finish	2025				2026				2027			
				D	J	F	M	A	M	J	J	A	S	O	N
HY/2014/08 Central Kowloom Route - Yau Ma Tei East	3390	8-Jan-18	20-Apr-27												
Construction Works	3353	17-Jan-18	23-Mar-27												
Works on Northern & Southern Parts of YMT Multi-Storey Car Park Building	45	1-Feb-25	17-Mar-25												
All Works within TMTSC, Maintenance Depot Area, Public Square St/Kamoi St Rest Garden, Access Road	1857	20-Oct-20	19-Nov-25												
Preservation and Protection of Existing Trees	2905	17-Jan-18	30-Dec-25												
Establishment Works	365	31-Dec-25	30-Dec-26												
All Works in Underground and Noise Enclosure (Zone 1)	1864	14-Feb-22	23-Mar-27												
Completion of Noise Enclosure (Zone 2 & 3)	2317	26-Aug-20	29-Dec-26												
All Remaining Works not Covered in Other Section	2765	6-Jan-18	30-Dec-25												
Construction of C&C Tunnel Westbound	2623	17-Jan-18	23-Mar-25												
C&C Tunnel Works within Portion 13 & 20A, Cul-de-sac at Portion 20B & 24	2551	7-Apr-18	31-Mar-25												
GRF Reprovisioning	2273	16-Dec-19	6-Mar-26												

Appendix C

Project Organization Chart

Project O-Chart



Appendix D

Dust Event-Action Plan (EAP)

EVENT	ACTION			
	ET	IEC	ER	CONTRACTOR
ACTION LEVEL				
1.Exceedance for one sample	1. Identify source, investigate the causes of exceedance and propose remedial measures; 2. Inform IEC and ER; 3. Repeat measurement to confirm finding; 4. Increase monitoring frequency to daily.	1. Check monitoring data submitted by ET; 2. Check Contractor's working method.	1. Notify Contractor.	1. Rectify any unacceptable practice; 2. Amend working methods if appropriate.
2.Exceedance for two or more consecutive samples	1. Identify source; 2. Inform IEC and ER; 3. Advise the ER on the effectiveness of the proposed remedial measures; 4. Repeat measurements to confirm findings; 5. Increase monitoring frequency to daily; 6. Discuss with IEC and Contractor on remedial actions required; 7. If exceedance continues, arrange meeting with IEC and ER; 8. If exceedance stops, cease additional monitoring.	1. Check monitoring data submitted by ET; 2. Check Contractor's working method; 3. Discuss with ET and Contractor on possible remedial measures; 4. Advise the ET on the effectiveness of the proposed remedial measures; 5. Supervise Implementation of remedial measures.	1. Confirm receipt of notification of failure in writing; 2. Notify Contractor; 3. Ensure remedial measures properly implemented.	1. Submit proposals for remedial to ER within 3 working days of notification; 2. Implement the agreed proposals; 3. Amend proposal if appropriate.
LIMIT LEVEL				
1.Exceedance for one sample	1. Identify source, investigate the causes of exceedance and propose remedial measures; 2. Inform ER, Contractor and	1. Check monitoring data submitted by ET; 2. Check Contractor's working method;	1. Confirm receipt of notification of failure in writing; 2. Notify Contractor;	1. Take immediate action to avoid further exceedance; 2. Submit proposals for remedial actions to IEC

EVENT	ACTION			
	ET	IEC	ER	CONTRACTOR
	EPD; 3. Repeat measurement to confirm finding; 4. Increase monitoring frequency to daily; 5. Assess effectiveness of Contractor's remedial actions and keep IEC, EPD and ER informed of the results.	3. Discuss with ET and Contractor on possible remedial measures; 4. Advise the ER on the effectiveness of the proposed remedial measures; 5. Supervise implementation of remedial measures.	3. Ensure remedial measures properly implemented.	within 3 working days of notification; Implement the agreed proposals; 4. Amend proposal if appropriate.
2.Exceedance for two or more consecutive samples	1. Notify IEC, ER, Contractor and EPD; 2. Identify source; 3. Repeat measurement to confirm findings; 4. Increase monitoring frequency to daily; 5. Carry out analysis of Contractor's working procedures to determine possible mitigation to be implemented; 6. Arrange meeting with IEC and ER to discuss the remedial actions to be taken; 7. Assess effectiveness of Contractor's remedial actions and keep IEC, EPD and ER informed of the results; 8. If exceedance stops, cease additional monitoring.	1. Discuss amongst ER, ET, and Contractor on the potential remedial actions; 2. Review Contractor's remedial actions whenever necessary to assure their effectiveness and advise the ER accordingly; 3. Supervise the implementation of remedial measures.	1. Confirm receipt of notification of failure in writing; 2. Notify Contractor; 3. In consultation with the IEC, agree with the Contractor on the remedial measures to be implemented; 4. Ensure remedial measures properly implemented; 5. If exceedance continues, consider what portion of the work is responsible and instruct the Contractor to stop that portion of work until the exceedance is abated.	1. Take immediate action to avoid further exceedance; 2. Submit proposals for remedial actions to IEC within 3 working days of notification; 3. Implement the agreed proposals; 4. Resubmit proposals if problem still not under control; 5. Stop the relevant portion of works as determined by the ER until the exceedance is abated.

Note:

ET – Environmental Team

ER – Engineer's Representative

IEC – Independent Environmental Checker

Appendix E

Noise Event-Action Plan (EAP)

EVENT	ACTION			
	ET	IEC	ER	CONTRACTOR
Action Level	<ol style="list-style-type: none"> 1. Identify source, investigate the causes of exceedance and propose remedial measures; 2. Notify IEC and Contractor; 3. Report the results of investigation to the IEC, ER and Contractor; 4. Discuss with the Contractor and formulate remedial measures; 5. Increase monitoring frequency to check mitigation effectiveness. 	<ol style="list-style-type: none"> 1. Review the analysed results submitted by the ET; 2. Review the proposed remedial measures by the Contractor and advise the ER accordingly; 3. Supervise the implementation of remedial measures. 	<ol style="list-style-type: none"> 1. Confirm receipt of notification of failure in writing; 2. Notify Contractor; 3. Require Contractor to propose remedial measures for the analysed noise problem; 4. Ensure remedial measures are properly implemented 	<ol style="list-style-type: none"> 1. Submit noise mitigation proposals to IEC; 2. Implement noise mitigation proposals.
Limit Level	<ol style="list-style-type: none"> 1. Identify source; 2. Inform IEC, ER, EPD and Contractor; 3. Repeat measurements to confirm findings; 4. Increase monitoring frequency; 5. Carry out analysis of Contractor's working procedures to determine possible mitigation to be implemented; 6. Inform IEC, ER and EPD the causes and actions taken for the exceedances; 7. Assess effectiveness of Contractor's remedial actions 	<ol style="list-style-type: none"> 1. Discuss amongst ER, ET, and Contractor on the potential remedial actions; 2. Review Contractors remedial actions whenever necessary to assure their effectiveness and advise the ER accordingly; 3. Supervise the implementation of remedial measures. 	<ol style="list-style-type: none"> 1. Confirm receipt of notification of failure in writing; 2. Notify Contractor; 3. Require Contractor to propose remedial measures for the analysed noise problem; 4. Ensure remedial measures properly implemented; 5. If exceedance continues, consider what portion of the work is responsible and instruct the Contractor to stop that portion of work until the exceedance is 	<ol style="list-style-type: none"> 1. Take immediate action to avoid further exceedance; 2. Submit proposals for remedial actions to IEC within 3 working days of notification; 3. Implement the agreed proposals; 4. Resubmit proposals if problem still not under control; 5. Stop the relevant portion of works as determined by the ER until the exceedance is abated.

EVENT	ACTION			
	ET	IEC	ER	CONTRACTOR
	and keep IEC, EPD and ER informed of the results; 8. If exceedance stops, cease additional monitoring.		abated.	

Note:

ET – Environmental Team

IEC – Independent Environmental Checker

ER – Engineer's Representative

Appendix F

Environmental Mitigation Implementation Schedule (EMIS)

Environmental Mitigation Implementation Schedule –
Contract No. HY/2014/08 (Yau Ma Tei East)

EIA Ref.	EM&A Log Ref.	Recommended Mitigation Measures	Objectives of the Recommended Measures & Main Concerns to address	Implementation Agent	Location / Timing	Implementation Stage	Requirements and/or standards to be achieved	Implementation Status
Construction Dust Impact								
S4.3.10	D1	The contractor shall follow the procedures and requirements given in the Air Pollution Control (Construction Dust) Regulation	Minimize dust impact at the nearby sensitive receivers	Contractor	All construction sites	Construction stage	<ul style="list-style-type: none"> APCO To control the dust impact To meet HKAQO and TM-EIA criteria 	<ul style="list-style-type: none"> Implemented
S4.3.10	D2	<ul style="list-style-type: none"> Mitigation measures in form of regular watering under a good site practice should be adopted. Watering once per hour on exposed worksites and haul road should be conducted to achieve dust removal efficiencies of 91.7%. While the above watering frequencies are to be followed, the extent of watering may vary depending on actual site conditions but should be sufficient to maintain an equivalent intensity of no less than 1.3 L/m² to achieve the dust removal efficiency. 	Minimize dust impact at the nearby sensitive receivers	Contractor	All construction sites	Construction stage	<ul style="list-style-type: none"> APCO To control the dust impact To meet HKAQO and TM-EIA criteria 	<ul style="list-style-type: none"> Implemented
S4.3.10	D3	<ul style="list-style-type: none"> Proper watering at exposed spoil should be undertaken throughout the construction phase; Any excavated or stockpile of dusty material should be covered entirely by impervious sheeting or sprayed with water to maintain the entire surface wet and then removed or backfilled or reinstated where practicable within 24 hours of the excavation or unloading; Any dusty materials remaining after a stockpile is removed should be wetted with water and cleared from the surface of roads; A stockpile of dusty material should not be 	Minimize dust impact at the nearby sensitive receivers	Contractor	All construction sites	Construction stage	<ul style="list-style-type: none"> APCO To control the dust impact To meet HKAQO and TM-EIA criteria 	<ul style="list-style-type: none"> Implemented, deficiency rectified after observation

Environmental Mitigation Implementation Schedule –
Contract No. HY/2014/08 (Yau Ma Tei East)

EIA Ref.	EM&A Log Ref.	Recommended Mitigation Measures	Objectives of the Recommended Measures & Main Concerns to address	Implementation Agent	Location / Timing	Implementation Stage	Requirements and/or standards to be achieved	Implementation Status
		<p>extended beyond the pedestrian barriers, fencing or traffic cones;</p> <ul style="list-style-type: none"> • The load of dusty materials on a vehicle leaving a construction site should be covered entirely by impervious sheeting to ensure that the dusty materials do not leak from the vehicle. • Where practicable, vehicle washing facilities with high pressure water jet should be provided at every discernible or designated vehicle exit point. The area where vehicle washing takes place and the road section between the washing facilities and the exit point should be paved with concrete, bituminous materials or hardcores; • When there are open excavation and reinstatement works, hoarding of not less than 2.4m high should be provided and properly maintained as far as practicable along the site boundary with provision for public crossing. Good site practice shall also be adopted by the Contractor to ensure the conditions of the hoardings are properly maintained throughout the construction period; • The portion of any road leading only to construction site that is within 30m of a vehicle entrance or exit should be kept clear of dusty materials; • Surfaces where any pneumatic or power-driven drilling, cutting, polishing or other mechanical breaking operation takes place should be sprayed with water or a dust suppression chemical 						

Environmental Mitigation Implementation Schedule –
Contract No. HY/2014/08 (Yau Ma Tei East)

EIA Ref.	EM&A Log Ref.	Recommended Mitigation Measures	Objectives of the Recommended Measures & Main Concerns to address	Implementation Agent	Location / Timing	Implementation Stage	Requirements and/or standards to be achieved	Implementation Status
		<p>continuously;</p> <ul style="list-style-type: none"> Any area that involves demolition activities should be sprayed with water or a dust suppression chemical immediately prior to, during and immediately after the activities so as to maintain the entire surface wet; Any skip hoist for material transport should be totally enclosed by impervious sheeting; Every stock of more than 20 bags of cement or dry-pulverised fuel ash (PFA) should be covered entirely by impervious sheeting or placed in an area sheltered on the top and the 3 sides; Loading, unloading, transfer, handling or storage of bulk cement or dry PFA should be carried out in a totally enclosed system or facility, and any vent or exhaust should be fitted with an effective fabric filter or equivalent air pollution control system Exposed earth should be properly treated by compaction, turfing, hydroseeding, vegetation planting or sealing with latex, vinyl, bitumen, shotcrete or other suitable surface stabilizer within six months after the last construction activity on the construction site or part of the construction site where the exposed earth lies. 						
S4.3.10	D6	Implement regular dust monitoring under EM&A programme during the construction stage.	Monitoring of dust impact	Contractor	Selected rep. dust monitoring station	Construction stage	<ul style="list-style-type: none"> TM-EIA 	<ul style="list-style-type: none"> Implemented
Construction Noise (Airborne)								

Environmental Mitigation Implementation Schedule –
Contract No. HY/2014/08 (Yau Ma Tei East)

EIA Ref.	EM&A Log Ref.	Recommended Mitigation Measures	Objectives of the Recommended Measures & Main Concerns to address	Implementation Agent	Location / Timing	Implementation Stage	Requirements and/or standards to be achieved	Implementation Status
S5.4.1	N1	Implement the following good site practices: <ul style="list-style-type: none"> Only well-maintained plant should be operated on-site and plant should be serviced regularly during the construction programme; Machines and plant (such as trucks, cranes) that may be in intermittent use should be shut down between work periods or should be throttled down to a minimum; Plant known to emit noise strongly in one direction, where possible, be orientated so that the noise is directed away from nearby NSRs; Silencers or mufflers on construction equipment should be properly fitted and maintained during the construction works; Mobile plant should be sited as far away from NSRs as possible and practicable; Material stockpiles, mobile container site office and other structures should be effectively utilized, where practicable, to screen noise from on-site construction activities. 	Control construction airborne noise	Contractor	All construction sites	Construction stage	<ul style="list-style-type: none"> Annex 5, TM-EIAO 	<ul style="list-style-type: none"> Implemented
S5.4.1	N2	Install temporary hoarding located on the site boundaries between noisy construction activities and NSRs. The conditions of hoardings shall be properly maintained throughout the construction period.	Reduce the construction noise levels at low-level zone of NSRs through partial screening	Contractor	All construction sites	Construction stage	<ul style="list-style-type: none"> Annex 5, TM-EIAO 	<ul style="list-style-type: none"> Implemented
S5.4.1	N3	Install movable noise barriers (typical design is wooden framed barrier with a small-cantilevered on a skid footing with 25mm thick internal sound absorptive lining), acoustic mat or full enclosure,	Screen the noisy plant items to be used at all construction	Contractor	All construction sites where practicable	Construction stage	<ul style="list-style-type: none"> Annex 5, TM-EIAO 	<ul style="list-style-type: none"> Implemented

Environmental Mitigation Implementation Schedule –
Contract No. HY/2014/08 (Yau Ma Tei East)

EIA Ref.	EM&A Log Ref.	Recommended Mitigation Measures	Objectives of the Recommended Measures & Main Concerns to address	Implementation Agent	Location / Timing	Implementation Stage	Requirements and/or standards to be achieved	Implementation Status
		screen the noisy plants including air compressors, generators and handheld breakers, etc.	sites					
S5.4.1	N4	Use 'Quiet plant'	Reduce the noise levels of plant items	Contractor	All construction sites where practicable	Construction stage	• Annex 5, TM-EIAO	• Implemented
S5.4.1	N5	Loading/ unloading activities should be carried out inside the full enclosure of mucking out points.	Reduce the noise levels of loading/ unloading activities	Contractor	Mucking out locations	Construction stage	• Annex 5, TM-EIAO	• Implemented
S5.4.1	N6	Sequencing operation of construction plants where practicable.	Operate sequentially within the same work site to reduce the construction airborne noise	Contractor	All construction sites where practicable	Construction stage	• Annex 5, TM-EIAO	• Implemented
S5.4.1	N7	Implement a noise monitoring programme under EM&A programme.	Monitor the construction noise levels at the selected representative locations	Contractor	Selected rep. noise monitoring station	Construction stage	• TM-EIAO	• Implemented
Water Quality (Construction Phase)								

Environmental Mitigation Implementation Schedule –
Contract No. HY/2014/08 (Yau Ma Tei East)

EIA Ref.	EM&A Log Ref.	Recommended Mitigation Measures	Objectives of the Recommended Measures & Main Concerns to address	Implementation Agent	Location / Timing	Implementation Stage	Requirements and/ or standards to be achieved	Implementation Status
S6.9.1.1	W1	<p>In accordance with the Practice Note for Professional Persons on Construction Site Drainage, Environmental Protection Department, 1994 (ProPECC PN1/94), construction phase mitigation measures shall include the following:</p> <p><u>Construction Runoff</u></p> <ul style="list-style-type: none"> At the start of site establishment, perimeter cut-off drains to direct off-site water around the site should be constructed with internal drainage works and erosion and sedimentation control facilities implemented. Channels (both temporary and permanent drainage pipes and culverts), earth bunds or sand bag barriers should be provided on site to direct stormwater to silt removal facilities. The design of the temporary on-site drainage system will be undertaken by the contractor prior to the commencement of construction; The dikes or embankments for flood protection should be implemented around the boundaries of earthwork areas. Temporary ditches should be provided to facilitate the runoff discharge into an appropriate watercourse, through a silt/ sediment trap. The sediment/ silt traps should be incorporated in the permanent drainage channels to enhance deposition rates; The design of efficient silt removal facilities should be based on the guidelines in Appendix A1 of ProPECC PN 1/94, which states that the retention time for silt/ sand traps should be 5 minutes under 	To minimize water quality impact from the construction site runoff and general construction activities	Contractor	All construction sites where practicable	Construction stage	<ul style="list-style-type: none"> Water Pollution Control Ordinance ProPECC PN 1/94 TM-EIAO TM-DSS 	<ul style="list-style-type: none"> Implemented

Environmental Mitigation Implementation Schedule –
Contract No. HY/2014/08 (Yau Ma Tei East)

EIA Ref.	EM&A Log Ref.	Recommended Mitigation Measures	Objectives of the Recommended Measures & Main Concerns to address	Implementation Agent	Location / Timing	Implementation Stage	Requirements and/or standards to be achieved	Implementation Status
		<p>maximum flow conditions. Sizes may vary depending upon the flow rate, but for a flow rate of 0.1 m³/s a sedimentation basin of 30 m³ would be required and for a flow rate of 0.5 m³/s the basin would be 150 m³. The detailed design of the sand/silt traps shall be undertaken by the contractor prior to the commencement of construction;</p> <ul style="list-style-type: none"> • All exposed earth areas should be completed and vegetated as soon as possible after earthworks have been completed, or alternatively, within 14 days of the cessation of earthworks where practicable. Exposed slope surfaces should be covered by tarpaulin or other means; • The overall slope of the site should be kept to a minimum to reduce the erosive potential of surface water flows, and all traffic areas and access roads protected by coarse stone ballast. An additional advantage accruing from the use of crushed stone is the positive traction gained during prolonged periods of inclement weather and the reduction of surface sheet flows; • All drainage facilities and erosion and sediment control structures should be regularly inspected and maintained to ensure proper and efficient operation at all times and particularly following rainstorms. Deposited silt and grit should be removed regularly and disposed of by spreading evenly over stable, vegetated areas; • Measures should be taken to minimize the ingress of site drainage into excavations. If the excavation 						

Environmental Mitigation Implementation Schedule –
Contract No. HY/2014/08 (Yau Ma Tei East)

EIA Ref.	EM&A Log Ref.	Recommended Mitigation Measures	Objectives of the Recommended Measures & Main Concerns to address	Implementation Agent	Location / Timing	Implementation Stage	Requirements and/or standards to be achieved	Implementation Status
		<p>of trenches in wet periods is necessary, they should be dug and backfilled in short sections wherever practicable. Water pumped out from trenches or foundation excavations should be discharged into storm drains via silt removal facilities;</p> <ul style="list-style-type: none"> • Open stockpiles of construction materials (for example, aggregates, sand and fill material) of more than 50m³ should be covered with tarpaulin or similar fabric during rainstorms. Measures should be taken to prevent the washing away of construction materials, soil, silt or debris into any drainage system; • Manholes should always be adequately covered and temporarily sealed so as to prevent silt, construction materials or debris being washed into the drainage system and storm runoff being directed into foul sewers; • Precautions be taken at any time of year when rainstorms are likely, actions to be taken when a rainstorm is imminent or forecasted, and actions to be taken during or after rainstorms are summarized in Appendix A2 of ProPECC PN 1/94. Particular attention should be paid to the control of silty surface runoff during storm events, especially for areas located near steep slopes; • All vehicles and plant should be cleaned before leaving a construction site to ensure no earth, mud, debris and the like is deposited by them on roads. An adequately designed and site wheel washing facilities should be provided at every construction 						

Environmental Mitigation Implementation Schedule –
Contract No. HY/2014/08 (Yau Ma Tei East)

EIA Ref.	EM&A Log Ref.	Recommended Mitigation Measures	Objectives of the Recommended Measures & Main Concerns to address	Implementation Agent	Location / Timing	Implementation Stage	Requirements and/or standards to be achieved	Implementation Status
		<p>site exit where practicable. Wash-water should have sand and silt settled out and removed at least on a weekly basis to ensure the continued efficiency of the process. The section of access road leading to, and exiting from, the wheel wash bay to the public road should be paved with sufficient backfall toward the wheel wash bay to prevent vehicle tracking of soil and silty water to public roads and drains;</p> <ul style="list-style-type: none"> • Oil interceptors should be provided in the drainage system downstream of any oil/ fuel pollution sources. The oil interceptors should be emptied and cleaned regularly to prevent the release of oil and grease into the storm water drainage system after accidental spillage. A bypass should be provided for the oil interceptors to prevent flushing during heavy rain; • Construction solid waste, debris and rubbish on site should be collected, handled and disposed of properly to avoid water quality impacts; • All fuel tanks and storage areas should be provided with locks and sited on sealed areas, within bunds of a capacity equal to 110% of the storage capacity of the largest tank to prevent spilled fuel oils from reaching water sensitive receivers nearby; • Adopt best management practices; • All earth works should be conducted sequentially to limit the amount of construction runoff generated from exposed areas during the wet season (April to January) as far as practicable. 						

Environmental Mitigation Implementation Schedule –
Contract No. HY/2014/08 (Yau Ma Tei East)

EIA Ref.	EM&A Log Ref.	Recommended Mitigation Measures	Objectives of the Recommended Measures & Main Concerns to address	Implementation Agent	Location / Timing	Implementation Stage	Requirements and/or standards to be achieved	Implementation Status
S6.9.1.2	W2	<u>Tunneling Works and Underground Works</u> <ul style="list-style-type: none"> Cut-&-cover tunneling work should be conducted sequentially to limit the amount of construction runoff generated from exposed areas during the wet season (April to January) as far as practicable. Uncontaminated discharge should pass through sedimentation tanks prior to off-site discharge; The wastewater with a high concentration of SS should be treated (e.g. by sedimentation tanks with sufficient retention time) before discharge. Oil interceptors would also be required to remove the oil, lubricants and grease from the wastewater; Direct discharge of the bentonite slurry (as a result of D-wall) is not allowed. It should be reconditioned and reused wherever practicable. Temporary storage locations (typically a properly closed warehouse) should be provided on site for any unused bentonite that needs to be transported away after all the related construction activities area completed. The requirements in ProPECC PN 1/94 should be adhered to in the handling and disposal of bentonite slurries. 	To minimize construction water quality impact from tunneling works	Contractor	All tunneling portion	Construction stage	<ul style="list-style-type: none"> Water Pollution Control Ordinance ProPECC PN 1/94 TM-DSS TM-EIAO 	<ul style="list-style-type: none"> Implemented
S6.9.1.3	W3	<u>Sewage Effluent</u> <ul style="list-style-type: none"> Portable chemical toilets and sewage holding tanks are recommended for handling the construction sewage generated by the workforce. A licensed contractor should be employed to provide appropriate and adequate portable toilets and be 	To minimize water quality from sewage effluent	Contractor	All construction sites where practicable	Construction stage	<ul style="list-style-type: none"> Water Pollution Control Ordinance TM-DSS 	<ul style="list-style-type: none"> Implemented

Environmental Mitigation Implementation Schedule –
Contract No. HY/2014/08 (Yau Ma Tei East)

EIA Ref.	EM&A Log Ref.	Recommended Mitigation Measures	Objectives of the Recommended Measures & Main Concerns to address	Implementation Agent	Location / Timing	Implementation Stage	Requirements and/or standards to be achieved	Implementation Status
		responsible for appropriate disposal and maintenance.						
S6.9.1.5	W4	<p><u>Groundwater from Potential Contaminated Area:</u></p> <ul style="list-style-type: none"> No direct discharge of groundwater from contaminated areas should be adopted. A discharge license under the WPCO through the Regional Office of EPD for groundwater discharge should be applied. Prior to the excavation works within these potentially contaminated areas, the groundwater quality should be reviewed during the process of discharge license application. The compliance to the Technical Memorandum on Standards for Effluents Discharged into Drainage on Sewerage Systems, Inland and Coastal Waters (TM-DSS) and the existence of prohibited substance should be confirmed. If the review results indicated that the groundwater to be generated from the excavation works would be contaminated, the contaminated groundwater should be either properly treated in compliance with the requirements of the TM-DSS or properly recharged into the ground. If wastewater treatment is deployed, the wastewater treatment unit shall deploy suitable treatment process (e.g. oil interceptor / activated carbon) to reduce the pollution level to an 	To minimize groundwater quality impact from contaminated area	Contractor	Excavation areas where contamination is found	Construction stage	<ul style="list-style-type: none"> Water Pollution Control Ordinance TM-DSS TM-EIAO 	<ul style="list-style-type: none"> Implemented

Environmental Mitigation Implementation Schedule –
Contract No. HY/2014/08 (Yau Ma Tei East)

EIA Ref.	EM&A Log Ref.	Recommended Mitigation Measures	Objectives of the Recommended Measures & Main Concerns to address	Implementation Agent	Location / Timing	Implementation Stage	Requirements and/or standards to be achieved	Implementation Status
		<p>acceptable standard and remove any prohibited substances (e.g. TPH) to undetectable range. All treated effluent from wastewater treatment plant shall meet the requirements as stated in TM-DSS and should be discharged into the foul sewers.</p> <ul style="list-style-type: none"> If groundwater recharging wells are deployed, recharging wells should be installed as appropriate for recharging the contaminated groundwater back into the ground. The recharging wells should be selected at places where the groundwater quality will not be affected by the recharge operation as indicated in the Section 2.3 of TM-DSS. The baseline groundwater quality shall be determined prior to the selection of the recharge wells, and submit a working plan (including the laboratory analytical results showing the quality of groundwater at the proposed recharge location(s) as well as the pollutant levels of groundwater to be recharged) to EPD for agreement. Pollution levels of groundwater to be recharged shall not be higher than pollutant levels of ambient groundwater at the recharge well. Prior to recharge, any prohibited substances such as TPH products should be removed as necessary by installing the petrol interceptor. 						
S6.9.1.6	W6	<p><u>Accidental Spillage</u></p> <p>In order to prevent accidental spillage of chemicals, the following is recommended:</p>	To minimize water quality impact from accidental	Contractor	All construction site where practicable	Construction stage	<ul style="list-style-type: none"> Water Pollution Control Ordinance 	<ul style="list-style-type: none"> Implemented

Environmental Mitigation Implementation Schedule –
Contract No. HY/2014/08 (Yau Ma Tei East)

EIA Ref.	EM&A Log Ref.	Recommended Mitigation Measures	Objectives of the Recommended Measures & Main Concerns to address	Implementation Agent	Location / Timing	Implementation Stage	Requirements and/or standards to be achieved	Implementation Status
		<ul style="list-style-type: none"> All the tanks, containers, storage area should be bunded and the locations should be locked as far as possible from the sensitive watercourse and stormwater drains; The Contractor should register as a chemical waste producer if chemical wastes would be generated. Storage of chemical waste arising from the construction activities should be stored with suitable labels and warnings. <p>Disposal of chemical wastes should be conducted in compliance with the requirements as stated in the Waste Disposal (Chemical Waste) (General) Regulation.</p>	spillage				<ul style="list-style-type: none"> ProPECC PN 1/94 TM-EIAO TM-DSS 	
Waste Management (Construction Waste)								
S7.4.1	WM1	<p><u>On-site sorting of C&D material</u></p> <ul style="list-style-type: none"> Geological assessment should be carried out by competent persons on site during excavation to identify materials which are not suitable to use as aggregate in structural concrete (e.g. volcanic rock, Aplite dyke rock, etc.). Volcanic rock and Aplite dyke rock should be separated at the source sites as far as practicable and stored at designated stockpile area preventing them from delivering to crushing facilities. The crushing plant operator should also be reminded to set up measures to prevent unsuitable rock from ending up at concrete 	Separation of unsuitable rock from ending up at concrete batching plants and be turned into concrete for structural use	Contractor	All construction sites	Construction stage	<ul style="list-style-type: none"> DEVB (W) No. 6/2010 	<ul style="list-style-type: none"> Implemented

Environmental Mitigation Implementation Schedule –
Contract No. HY/2014/08 (Yau Ma Tei East)

EIA Ref.	EM&A Log Ref.	Recommended Mitigation Measures	Objectives of the Recommended Measures & Main Concerns to address	Implementation Agent	Location / Timing	Implementation Stage	Requirements and/or standards to be achieved	Implementation Status
		batching plants and be turned into concrete for structural use. Details regarding control measures at source site and crushing facilities should be submitted by the Contractor for the Engineer to review and agree. In addition, site records should also be kept for the types of rock materials excavated and the traceability of delivery will be ensured with the implementation of Trip Ticket System and enforced by site supervisory staff as stipulated under DEVB TC(W) No. 6/2010 for tracking of the correct delivery to the rock crushing facilities for processing into aggregates. Alternative disposal option for the reuse of volcanic rock and Aplite Dyke rock, etc. should be explored.						
S7.5.1	WM2	<u>Construction and Demolition Material</u> <ul style="list-style-type: none"> • Maintain temporary stockpiles and reuse excavated fill material for backfilling and reinstatement; • Carry out on-site sorting; • Make provisions in the Contract documents to allow and promote the use of recycled aggregates where appropriate; • Adopt 'selective demolition' technique to demolish the existing structures and facilities with a view to recovering broken concrete effectively for recycling purpose, where possible; • Implement a trip-ticket system for each works contract to ensure that the disposal of C&D materials are properly documented and verified; and 	Good site practice to minimize the waste generation and recycle the C&D materials as far as practicable so as to reduce the amount for final disposal	Contractor	All construction sites	Construction stage	<ul style="list-style-type: none"> • Land (Miscellaneous Provisions) Ordinance • Waste Disposal Ordinance • ETWB TCW No. 19/2005 	<ul style="list-style-type: none"> • Implemented

Environmental Mitigation Implementation Schedule –
Contract No. HY/2014/08 (Yau Ma Tei East)

EIA Ref.	EM&A Log Ref.	Recommended Mitigation Measures	Objectives of the Recommended Measures & Main Concerns to address	Implementation Agent	Location / Timing	Implementation Stage	Requirements and/or standards to be achieved	Implementation Status
		<ul style="list-style-type: none"> Implement an enhanced Waste Management Plan similar to ETWBTC (Works) No. 19/2005 – “Environmental Management on Construction Sites” to encourage on-site sorting of C&D materials and to minimize their generation during the course of construction. 						
S7.5.1	WM3	<p>C&D Waste</p> <ul style="list-style-type: none"> Standard formwork or pre-fabrication should be used as far as practicable in order to minimize the arising of C&D materials. The use of more durable formwork or plastic facing for the construction works should be considered. Use of wooden hoardings should not be used, as in other projects. Metal hoarding should be used to enhance the possibility of recycling. The purchasing of construction materials will be carefully planned in order to avoid over ordering and wastage; The Contractor should recycle as much of the C&D materials as possible on-site. Public fill and C&D waste should be segregated and stored in different containers or skips to enhance reuse or recycling of materials and their proper disposal. Where practicable, concrete and masonry can be crushed and used as fill. Steel reinforcement bar can be used by scrap steel mills. Different areas of the sites should be considered for such segregation and storage. 	Good site practice to minimize the waste generation and recycle the C&D materials as far as practicable so as to reduce the amount for final disposal	Contractor	All construction sites	Construction stage	<ul style="list-style-type: none"> Land (Miscellaneous Provisions) Ordinance Waste Disposal Ordinance ETWB TCW No. 19/2005 	<ul style="list-style-type: none"> Implemented

Environmental Mitigation Implementation Schedule –
Contract No. HY/2014/08 (Yau Ma Tei East)

EIA Ref.	EM&A Log Ref.	Recommended Mitigation Measures	Objectives of the Recommended Measures & Main Concerns to address	Implementation Agent	Location / Timing	Implementation Stage	Requirements and/or standards to be achieved	Implementation Status
S7.5.1	WM5	<p><u>Land-based Sediment</u></p> <ul style="list-style-type: none"> All construction plant and equipment shall be designed and maintained to minimize the risk of silt, sediments, contaminants or other pollutants being released into the water column or deposited in the locations other than designated location; All vessels shall be sized such that adequate draft is maintained between vessels and the sea bed at all states of the tide to ensure that undue turbidity is not generated by turbulence from vessel movement or propeller wash; Before moving the vessels which are used for transporting dredged material, excess material shall be cleaned from the decks and exposed fittings of vessels and the excess materials shall never be dumped into the sea except at the approved locations; Adequate freeboard shall be maintained on barges to ensure that decks are not washed by wave action. The Contractors shall monitor all vessels transporting material to ensure that no dumping outside the approved location takes place. The Contractor shall keep and produce logs and other records to demonstrate compliance and that journeys are consistent with designated locations and copies of such records shall be submitted to the engineers; The Contractors shall comply with the conditions in the dumping license. 	To control pollution due to marine sediment	Contractor	Along CKR alignment	Construction stage	<ul style="list-style-type: none"> ETWB TCW No. 34/2002 	<ul style="list-style-type: none"> Implemented

Environmental Mitigation Implementation Schedule –
Contract No. HY/2014/08 (Yau Ma Tei East)

EIA Ref.	EM&A Log Ref.	Recommended Mitigation Measures	Objectives of the Recommended Measures & Main Concerns to address	Implementation Agent	Location / Timing	Implementation Stage	Requirements and/or standards to be achieved	Implementation Status
		<ul style="list-style-type: none"> All bottom dumping vessels (Hopper barges) shall be fitted with tight fittings seals to their bottom openings to prevent leakage of material; The material shall be placed into the disposal pit by bottom dumping; Contaminated marine mud shall be transported by spit barge of not less than 750m3 capacity and capable of rapid opening and discharge at the disposal site; Discharge shall be undertaken rapidly and the hoppers shall be closed immediately. Material adhering to the sides of the hopper shall not be washed out of the hopper and the hopper shall remain closed until the barge returns to the disposal site. For Type 3 special disposal treatment, sealing of contaminant with geosynthetic containment before dropping designated mud pit would be a possible arrangement. A geosynthetic containment method is a method whereby the sediments are sealed in geosynthetic containers and, the containers would be dropped into the designated contaminated mud pit where they would be covered by further mud disposal and later by the mud pit capping at the disposal site, thereby fulfilling the requirements for fully confined mud disposal. 						
S7.5.1	WM6	<u>Chemical Waste</u> <ul style="list-style-type: none"> Chemical waste that is produced, as defined by Schedule 1 of the Waste Disposal (Chemical Waste) (General) Regulation, should be handled in 	Control the chemical waste and ensure proper storage,	Contractor	All construction sites	Construction stage	<ul style="list-style-type: none"> Waste Disposal (Chemical Waste) 	<ul style="list-style-type: none"> Implemented, deficiency rectified after observation

Environmental Mitigation Implementation Schedule –
Contract No. HY/2014/08 (Yau Ma Tei East)

EIA Ref.	EM&A Log Ref.	Recommended Mitigation Measures	Objectives of the Recommended Measures & Main Concerns to address	Implementation Agent	Location / Timing	Implementation Stage	Requirements and/or standards to be achieved	Implementation Status
		<p>accordance with the Code of Practice on the Packaging, Labelling and Storage of Chemical Wastes;</p> <ul style="list-style-type: none"> Containers used for the storage of chemical wastes should be suitable for the substance they are holding, resistant to corrosion, maintained in a good condition, and securely closed, have a capacity of less than 450 L unless the specification has been approved by EPD, and display a label in English and Chinese in accordance with instructions prescribed in Schedule 2 of the regulation; The storage area for chemical wastes should be clearly labelled and used solely for the storage of chemical waste, enclosed on at least 3 sides, have an impermeable floor and bunding of sufficient capacity to accommodate 110% of the volume of the largest container or 20% of the total volume of waste stored in that area, whichever is the greatest, have adequate ventilation, covered to prevent rainfall entering, and arranged so that incompatible materials are adequately separated; Disposal of chemical waste should be via a licensed waste collector, be to a facility licensed to receive chemical waste, such as the Chemical Waste Treatment Centre which also offers a chemical waste collection service and can supply the necessary storage containers, or be to a reuser of the waste, under approval from EPD. 	handling and disposal				<p>(General) Regulation</p> <ul style="list-style-type: none"> Code of Practice on the Packaging, Labelling and Storage of Chemical Waste 	

Environmental Mitigation Implementation Schedule –
Contract No. HY/2014/08 (Yau Ma Tei East)

EIA Ref.	EM&A Log Ref.	Recommended Mitigation Measures	Objectives of the Recommended Measures & Main Concerns to address	Implementation Agent	Location / Timing	Implementation Stage	Requirements and/or standards to be achieved	Implementation Status
S7.5.1	WM7	<u>General Refuse</u> <ul style="list-style-type: none"> General refuse generated on-site should be stored in enclosed bins or compaction units separately from construction and chemical wastes; A reputable waste collector should be employed by the Contractor to remove general refuse from the site, separately from construction and chemical wastes, on a daily basis to minimize odour, pest and litter impacts. Burning of refuse on construction sites is prohibited by law. Aluminum cans are often recovered from the waste stream by individual collectors if they are segregated and made easily accessible. Separate labelled bins for their deposit should be provided if feasible; Office wastes can be reduced through the recycling of paper if volumes are large enough to warrant collection. Participation in a local collection scheme should be considered by the Contractor. 	Minimize production of the general refuse and avoid odour, pest and litter impacts	Contractor	All construction sites	Construction stage	<ul style="list-style-type: none"> Waste Disposal Ordinance 	<ul style="list-style-type: none"> Implemented
Land Contamination								
S8.9 & Appendix 8.4	LC2	<u>Excavation of the Contaminated Soil</u> <ul style="list-style-type: none"> Prior to commencement of the excavation works at the contamination zone, the zone should be clearly marked out on site and the surface levels recorded. Excavation of contaminated material should be undertaken using dedicated earth-moving plant. The excavated contaminated soils would be stockpiled at designated area on site and covered by sheet to prevent dispersion of contamination 	The contaminated soil will be excavated for on-site reuse	Contractor	PBH4	Prior to commencement of construction works within the contaminated area	<ul style="list-style-type: none"> Practice Guide (PG) for Investigation and Remediation of Contaminated Land 	<ul style="list-style-type: none"> Implemented

Environmental Mitigation Implementation Schedule –
Contract No. HY/2014/08 (Yau Ma Tei East)

EIA Ref.	EM&A Log Ref.	Recommended Mitigation Measures	Objectives of the Recommended Measures & Main Concerns to address	Implementation Agent	Location / Timing	Implementation Stage	Requirements and/or standards to be achieved	Implementation Status						
		<p>during stockpiling.</p> <ul style="list-style-type: none">The Contractor should pay attention to the selection of suitable groundwater lowering schemes and discharge points if the groundwater table is higher than the contaminated soils during excavation. The Contractor should also obtain a valid Water Pollution Control Ordinance (WPCO) discharge licence from EPD where applicable.					<ul style="list-style-type: none">Guidance Notes for Contaminated Land Assessment and RemediationGuidance Manual for Use of Risk-Based Remediation Goals (RBRGs) for Contaminated Land Management							
S8.9 & Appendix 8.4	LC3	<ul style="list-style-type: none">Following completion of the excavation to the specified depth, at least one sample from the base of the excavation and four samples evenly distributed along the boundary of the excavation shall be taken for a closure assessment testing. The acceptance criterion is shown below: <table border="1"><tr><td>Locations</td><td>Testing requirement</td><td>Acceptance Criteria</td></tr><tr><td>PBH4</td><td>PCBs</td><td>RBRGs (Public Park)</td></tr></table> <ul style="list-style-type: none">If the results of analysis below the RBRGs (Public Park), no further excavation will be required. <p>If the analysis indicates presence of contamination (i.e. noncompliance of the acceptance criteria), further excavation shall be carried out in 0.5m increment vertically and/or horizontally depending on the location(s) of the sample(s) which has exceeded the acceptance criteria. Further sampling shall also be conducted for compliance testing. The process of</p>	Locations	Testing requirement	Acceptance Criteria	PBH4	PCBs	RBRGs (Public Park)						<ul style="list-style-type: none">Implemented
Locations	Testing requirement	Acceptance Criteria												
PBH4	PCBs	RBRGs (Public Park)												

Environmental Mitigation Implementation Schedule –
Contract No. HY/2014/08 (Yau Ma Tei East)

EIA Ref.	EM&A Log Ref.	Recommended Mitigation Measures	Objectives of the Recommended Measures & Main Concerns to address	Implementation Agent	Location / Timing	Implementation Stage	Requirements and/ or standards to be achieved	Implementation Status
		excavation, sampling and compliance testing should continue until all contaminated materials are removed and should be supervised by a Land Contamination Specialist.						
Appendix 8.4	LC4	A Remediation Report (RR) to demonstrate adequate clean-up shall be prepared and submitted to EPD for endorsement prior to the commencement of any construction/development works within the sites. No construction/development works shall be carried out prior to the endorsement of the RR by EPD.						<ul style="list-style-type: none">Implemented
Hazard to Life								
S9.18	H1	Blasting activities regarding transport and use of explosives should be supervised and audited by competent site staff to ensure full compliance with the blasting permit conditions.	To ensure that the risks from the proposed explosives handling and transport would be acceptable	Contractor	Works areas at which explosives would be used	Construction stage	<ul style="list-style-type: none">Dangerous Goods Ordinance	<ul style="list-style-type: none">N/A
S9.6, para.4	H2	Detonators shall not be transported in the same vehicle with other Category 1 Dangerous Goods.	To reduce the risk of explosion during the transport of cartridged emulsion	Contractor	-	Construction stage	<ul style="list-style-type: none">Dangerous Goods Ordinance	<ul style="list-style-type: none">N/A
S9.6, para.8	H3	The explosives delivery trucks should be approved by Mines Division and should meet the regulatory requirements for transport of explosives.	To comply with the requirements for approval of an explosives	Contractor	-	Construction stage	<ul style="list-style-type: none">Dangerous Goods Ordinance	<ul style="list-style-type: none">N/A

Environmental Mitigation Implementation Schedule –
Contract No. HY/2014/08 (Yau Ma Tei East)

EIA Ref.	EM&A Log Ref.	Recommended Mitigation Measures	Objectives of the Recommended Measures & Main Concerns to address	Implementation Agent	Location / Timing	Implementation Stage	Requirements and/or standards to be achieved	Implementation Status
			delivery vehicle					
S9.10, para.7 and S9.18	H4	Blast cover should be provided for shaft at HMT, and kept closed during blasting. Provision of blast doors or heavy duty blast curtains should be implemented at the shaft to prevent flyrock and control the air overpressure.	To ensure safe use of explosives	Contractor	Shaft	Construction stage	-	• N/A
S9.16	H5	Only the required quantity of explosives for a particular blast should be transported to avoid the return.	To reduce risks during explosives transport	Contractor	Works areas at which explosives would be used	Construction stage	-	• N/A
S9.18	H7	The approved truck dedicated for transport of explosives should comply with the "Guidance Note on Requirements for Approval of an Explosives Delivery Vehicle" issued by CEDD Mines Division. The truck should be periodically inspected and properly maintained in good operation conditions. The fuel carried in the fuel tank should be minimized to reduce the duration of fire. Adequate fire fighting equipment shall be provided, inspected and replaced periodically (e.g. fire extinguishers).	To reduce the risk during explosives transport	Contractor	Works areas of which explosives would be used	Construction stage	• Dangerous Goods Ordinance	• N/A
S9.18	H8	The driver and his assistant should be physically healthy, experienced and have good safe driving records. The driver should hold a proper driving licence for the approved transport truck. Dedicated training programme and regular road safety briefing	To reduce the risk during explosives transport	Contractor	Works areas at which explosives would be used	Construction stage	-	• N/A

Environmental Mitigation Implementation Schedule –
Contract No. HY/2014/08 (Yau Ma Tei East)

EIA Ref.	EM&A Log Ref.	Recommended Mitigation Measures	Objectives of the Recommended Measures & Main Concerns to address	Implementation Agent	Location / Timing	Implementation Stage	Requirements and/or standards to be achieved	Implementation Status
		sessions/ workshops should be provided to enhance their safe driving attitude and practice. Smoking should be strictly prohibited.						
S9.18	H9	Emergency response plans in case of road accident should be prepared and implemented. The driver and his assistant should be familiar with the emergency procedures including evacuation, and proper communication/ fire-fighting equipment should be provided to the driver and his assistant.	To reduce the risk during explosives transport	Contractor	Works areas at which explosives would be used	Construction stage	-	• N/A
S9.18	H10	Close liaison and communication among Mines Division, Contractors for transport of explosives, and working staff of the blasting should be established. In case of any change of work schedule leading to cancellation or variation of explosives required, relevant parties should be informed in time to avoid unused explosives at the work sites.	To reduce the risk during explosives transport	Contractor	Works areas at which explosives would be used	Construction stage	-	• N/A
S9.18	H11	Close liaison and communication with Fire Services Department should be established to reduce the accidental detonation escalated from a fire. The contractors for transport of explosives should use the preferred transport routes as far as practicable.	To reduce the risk during explosives transport	Contractor	Works areas at which explosives would be used	Construction stage	-	• N/A
S9.18	H12	Contingency plan should be prepared for transport of explosives under severe weather conditions such as rainstorms and thunderstorms.	To reduce the risk during explosives transport	Contractor	Works areas at which explosives would be used	Construction stage	-	• N/A

Environmental Mitigation Implementation Schedule –
Contract No. HY/2014/08 (Yau Ma Tei East)

EIA Ref.	EM&A Log Ref.	Recommended Mitigation Measures	Objectives of the Recommended Measures & Main Concerns to address	Implementation Agent	Location / Timing	Implementation Stage	Requirements and/or standards to be achieved	Implementation Status
S9.18	H13	For explosive transport, all packages of explosives on the truck should be properly stored in the truck compartment as required. Packaging of the explosives should remain intact (i.e. damage free) until they are transferred to the blasting site.	To reduce the risk during explosives transport	Contractor	Works areas at which explosives would be used	Construction stage	-	• N/A
S9.18	H14	Availability of a parking space should be ensured before commencement of transport of explosives. Location for loading and unloading of explosives should be as close as possible to the shaft. No hot work should be performed in the vicinity during the time of loading and unloading.	To reduce the risk during explosives transport	Contractor	Works areas at which explosives would be used	Construction stage	-	• N/A
S9.18	H22	It is recommended to explore to minimize the use of the cartridged emulsion explosives and maximize the use of bulk emulsion explosive as far as practicable.	To reduce the risk during explosives transport	Contractor	Works areas at which explosives would be used	Construction stage	-	• N/A
S9.18	H24	It is recommended to explore to use smaller explosive charges such as 'cast boosters' or 'mini-cast booster' instead of cartridged emulsion as primers for bulk emulsion. This option reduces the quantity of explosives required for transportation for the sections where bulk emulsion will be used.	To reduce the risk during explosives transport	Contractor	Works areas at which explosives would be used	Construction stage	-	• N/A
Landscape & Visual								
S10.10.1 Table 10.11	LV3	<u>Good Site Management</u> • Large temporary stockpiles of excavated material shall be covered with unobtrusive sheeting to prevent dust and dirt spreading to adjacent landscape areas and vegetation, and to create a neat and tidy visual appearance.	Minimize visual impact	Contractor	Within Project site	Construction stage	-	• Implemented

Environmental Mitigation Implementation Schedule –
Contract No. HY/2014/08 (Yau Ma Tei East)

EIA Ref.	EM&A Log Ref.	Recommended Mitigation Measures	Objectives of the Recommended Measures & Main Concerns to address	Implementation Agent	Location / Timing	Implementation Stage	Requirements and/or standards to be achieved	Implementation Status
		<ul style="list-style-type: none"> Construction plant and building material shall be orderly and carefully stored in order to create a neat and tidy visual appearance. 						
S10.10.1 Table 10.11	LV4	<u>Screen Hoarding</u> <ul style="list-style-type: none"> Decorative screen hoarding should be erected to screen the public from the construction area. It should be designed to be compatible with the existing urban context. 	Minimize visual impact	Contractor	Within Project site	Construction stage	-	<ul style="list-style-type: none"> Implemented
S10.10.1 Table 10.11	LV5	<u>Lighting Control during Construction</u> <ul style="list-style-type: none"> All lighting in the construction site shall be carefully controlled to minimize light pollution and night-time glare to nearby residencies and GIC. The Contractor shall consider other security measures, which shall minimize the visual impacts. 	Minimize visual impact	Contractor	Within Project site	Construction stage	-	<ul style="list-style-type: none"> Implemented
S10.10.1 Table 10.11	LV6	<u>Erosion Control</u> <ul style="list-style-type: none"> The potential for soil erosion shall be reduced by minimizing the extent of vegetation disturbance on site and by providing a protective cover over newly exposed soil. 	Minimize landscape impact	Contractor	Within Project site	Construction stage	-	<ul style="list-style-type: none"> N/A
S10.10.1 Table 10.11	LV7	<u>Tree Protection & Preservation</u> <ul style="list-style-type: none"> Carefully protected during construction. Tree protection measures will be detailed at the Tree Removal Application stage and plans submitted to the relevant Government Department for approval in due course in accordance with ETWB TC no. 3/2006. 	Minimize landscape and visual impact	Contractor	Within Project site	Construction stage	<ul style="list-style-type: none"> 'Guidelines for Tree Risk Management and Assessment Arrangement on an Area Basis and on a Tree Basis', Greening, 	<ul style="list-style-type: none"> Implemented

Environmental Mitigation Implementation Schedule –
Contract No. HY/2014/08 (Yau Ma Tei East)

EIA Ref.	EM&A Log Ref.	Recommended Mitigation Measures	Objectives of the Recommended Measures & Main Concerns to address	Implementation Agent	Location / Timing	Implementation Stage	Requirements and/or standards to be achieved	Implementation Status
							Landscape and Tree Management (GLTM) Section, DEVB • Latest recommended horticultural practices from GLTM Section, DEVB	
S10.10.1 Table 10.11	LV8	<u>Tree Transplantation</u> • For trees unavoidably affected by the Project that have to be removed, where practical transplantation will be chosen as the top priority method of removal. If this is not possible or practical compensatory planting will be provided for trees unavoidably felled (See LV10). For trees unavoidably affected by the Project works that are transplanted, transplantation must be carried out in accordance with ETWB TCW 2/2004 and 3/2006.	Minimize landscape and visual impact	Contractor	Within Project site and designated off-site locations	Prior to Construction stage	• ETWB TCW 3/2006 • Latest recommended horticultural practices from Greening, Landscape and Tree Management (GLTM) Section, DEVB • ETWB TCW	• N/A

Environmental Mitigation Implementation Schedule –
Contract No. HY/2014/08 (Yau Ma Tei East)

EIA Ref.	EM&A Log Ref.	Recommended Mitigation Measures	Objectives of the Recommended Measures & Main Concerns to address	Implementation Agent	Location / Timing	Implementation Stage	Requirements and/or standards to be achieved	Implementation Status
							2/2004	
S10.10.1 Table 10.11	LV9	<u>Compensatory Planting</u> <ul style="list-style-type: none"> For trees unavoidably affected by the Project that have to be removed, where practical transportation will be chosen as the top priority method of removal but if this is not possible or practical compensatory planting will be provided for trees unavoidably felled. All felled trees shall be compensated for by planting trees to the satisfaction of relevant Government projects. Required numbers and locations of compensatory trees shall be determined and agreed separately with Government during the Tree Felling Application process under ETWBTC 3/2006. Compensatory tree planting may be incorporated into public open spaces and along roadside amenity areas affected by the construction works and therefore be part of the bigger wider planting plans. Onsite compensation planting is preferred but if necessary, additional receptor sites outside the Works Area shall be agreed separately with Government during the Tree Felling Application process. 	Minimize visual impact and also enhance landscape	Contractor	Within Project site	Construction stage	<ul style="list-style-type: none"> ETWB TCW 3/2006 Latest recommended horticultural practices from Greening, Landscape and Tree Management (GLTM) Section, DEVB ETWB TCW 2/2004 	<ul style="list-style-type: none"> N/A
Cultural Heritage Impact (Construction Phase)								

Environmental Mitigation Implementation Schedule –
Contract No. HY/2014/08 (Yau Ma Tei East)

EIA Ref.	EM&A Log Ref.	Recommended Mitigation Measures	Objectives of the Recommended Measures & Main Concerns to address	Implementation Agent	Location / Timing	Implementation Stage	Requirements and/or standards to be achieved	Implementation Status
S11.4.4	CH1	The contractor should be alerted during the construction on the possibility of locating archaeological remains and as a precautionary measure, AMO shall be informed immediately in case of discovery of antiquities or supposed antiquities in the subject sites.	To preserve any cultural heritage items which may be removed and damaged by the excavation	Contractor	During construction works for cut and cover tunnels	Construction stage	<ul style="list-style-type: none"> • AMOs requirements 	<ul style="list-style-type: none"> • Implemented
S12.6.1	CH3	<ul style="list-style-type: none"> • Protective covering should be provided for the buildings in the form of plastic sheeting; • Buffer zones should be provided between the construction works and the external walls of the buildings and should be as large as site restrictions allow and be marked out by temporary fencing or hoarding; • An underpinning scheme is required to transfer the existing column loadings to a deeper rock stratum. The supporting system includes cutting the existing ground floor slab to expose the existing pile caps and then construct transfer beams at both sides of the pile caps. The transfer beams will tie up with the existing caps. Loadings of the transfer beams will be transferred to the rock socket piles installed at the two ends of the beams; • The AAA settlement and tilting limit should be 6/8/10 mm and 1/2000, 1/1500 and 1/1000; • Monitoring of vibration levels will be undertaken during the construction phase and the Alert, Alarm and Action (AAA) vibration limit will be set at 5/6/7.5 mm/s. The monitoring proposal should be sent to AMO for comment;. 	Protect the building from damage from construction works	Contractor	Yau Ma Tei Police Station (Old Wing) (CKR-01)	Prior to commencement of and during the construction phase	<ul style="list-style-type: none"> • Guidelines for Cultural Heritage Impact Assessment • EIAO-TM Annex 10 and Annex 19 • AMO Proposed Vibration Limits 	<ul style="list-style-type: none"> • Implemented

Environmental Mitigation Implementation Schedule –
Contract No. HY/2014/08 (Yau Ma Tei East)

EIA Ref.	EM&A Log Ref.	Recommended Mitigation Measures	Objectives of the Recommended Measures & Main Concerns to address	Implementation Agent	Location / Timing	Implementation Stage	Requirements and/or standards to be achieved	Implementation Status
		<ul style="list-style-type: none"> Regular site inspections and monitoring works will be carried out by the contractor and the monitoring results will be submitted to the resident site staff of HyD to ensure compliance. 						
S12.6.1		<ul style="list-style-type: none"> Adopting diaphragm wall construction method; Grout curtain should be provided in front of the building; Recharging system should be installed as a contingency measure to mitigate the fluctuation of water table; the AAA settlement and tilting limit should be 6/8/10 mm and 1/2000, 1/1500 and 1/1000; Monitoring of vibration levels will be undertaken during the construction phase and the Alert, Alarm and Action (AAA) vibration limit will be set at 5/6/7.5 mm/s. The monitoring proposal should be sent to AMO for comment; Regular site inspections and monitoring works will be carried out by the contractor and the monitoring results will be submitted to the resident site staff of HyD to ensure compliance. 	Protect the building from damage from construction works	Contractor	Yau Ma Tei Police Station (Old Wing) (CKR-01)	Prior to commencement of and during the construction phase	<ul style="list-style-type: none"> Guidelines for Cultural Heritage Impact Assessment EIAO-TM Annex 10 and Annex 19 AMO Proposed Vibration Limits 	<ul style="list-style-type: none"> Implemented
S12.6.1 Table 12.2		<ul style="list-style-type: none"> The Alert, Alarm and Action (AAA) vibration limit will be set at 3/4/5 mm/s and a condition survey shall be carried out by the project proponent prior to the construction phase to confirm this assessment Vibration monitoring of the structure shall be employed during the construction phase to ensure that the level is not exceeded. The monitoring proposal should be sent to AMO for comment. 	Protect the building from damage from construction works	Contractor	Tin Hau Temple (CKR-02)	Prior to commencement of and during the construction phase	<ul style="list-style-type: none"> Guidelines for Cultural Heritage Impact Assessment EIAO-TM Annex 10 and Annex 19 AMO 	<ul style="list-style-type: none"> Implemented

Environmental Mitigation Implementation Schedule –
Contract No. HY/2014/08 (Yau Ma Tei East)

EIA Ref.	EM&A Log Ref.	Recommended Mitigation Measures	Objectives of the Recommended Measures & Main Concerns to address	Implementation Agent	Location / Timing	Implementation Stage	Requirements and/or standards to be achieved	Implementation Status
							Proposed Vibration Limits	
EM&A Project								
S13.2	EM1	An Independent Environmental Checker needs to be employed as per the EM&A Manual	Control EM&A Performance	Highways Department	All construction sites	Construction stage	<ul style="list-style-type: none"> EIAO Guidance Note No. 4/2010 TM-EIAO 	<ul style="list-style-type: none"> Implemented
S13.2-13.4	EM2	<ul style="list-style-type: none"> An Environmental Team needs to be employed as per the EM&A Manual; Prepare a systematic Environmental Management Plan to ensure effective implementation of the mitigation measures; An environmental impact monitoring needs to be implemented by the Environmental Team to ensure all the requirements given in the EM&A Manual are fully complied with. 	Perform environmental monitoring & auditing	Highways Department/ Contractor	All construction sites	Construction stage	<ul style="list-style-type: none"> EIAO Guidance Note No. 4/2010 TM-EIAO 	<ul style="list-style-type: none"> Implemented

Appendix G

Monitoring Schedule of the Reporting Month

Impact Monitoring Schedule for YMTE						
Nov-25						
Sun	Mon	Tue	Wed	Thu	Fri	Sat
						1
2	3	4	5 Impact Air monitoring for W-A6 &W-A1 Noise monitoring for W-N1A, W-P11,W-N18 & W-N25A	6	7	8
9	10	11 Impact Air monitoring for W-A6 &W-A1 Noise monitoring for W-N1A, W-P11,W-N18 & W-N25A	12	13	14	15
16	17 Impact Air monitoring for W-A6 &W-A1 Noise monitoring for W-N1A, W-P11,W-N18 & W-N25A	18	19	20	21	22 Impact Air monitoring for W-A6 &W-A1 Noise monitoring for W-N1A, W-P11,W-N18 & W-N25A
23	24	25	26	27	28 Impact Air monitoring for W-A6 &W-A1 Noise monitoring for W-N1A, W-P11,W-N18 & W-N25A	29
30						

Appendix H

Calibration Certificates

(Air Monitoring)



Aurecon Hong Kong Limited
Unit 1608, 16/F, Tower B, Manulife Financial Centre,
223 – 231 Wai Yip Street, Kwun Tong,
Kowloon Hong Kong S. A. R

Certification of Calibration

Information of Unit-under-test (UUT)

Date of Calibration:	15-Aug-2025 and 21-Aug-2025	Next Calibration Date:	15-Aug-26
UUT Manufacturer:	Sibata	UUT Model No.:	LD-5R
UUT Serial No.:	467356	Report Reference No.:	RPT-25-HVS-0157
Calibration Location:	Tung Chung East		

Information of Reference Equipment

Reference Equipment Manufacturer:	Tisch Environmental	Tisch Environmental
Reference Equipment Model No.:	TE-5170X	TE-5025A
Reference Equipment Serial No.:	1086	3465
Last Calibration Date:	15-Aug-25	2-Dec-24
Next Calibration Date:	15-Oct-25	2-Dec-25

Calibration of 1-Hour TSP Result

Calibration Point	Results from UUT	Results from Standard Equipment
	Mass Concentration ($\mu\text{g}/\text{m}^3$) X-axis	Reference Concentration ($\mu\text{g}/\text{m}^3$) Y-axis
1	101	106
2	125	128
3	114	117
4	143	150
5	134	139
6	110	115
Average	121	126

Linear Regression of Y on X

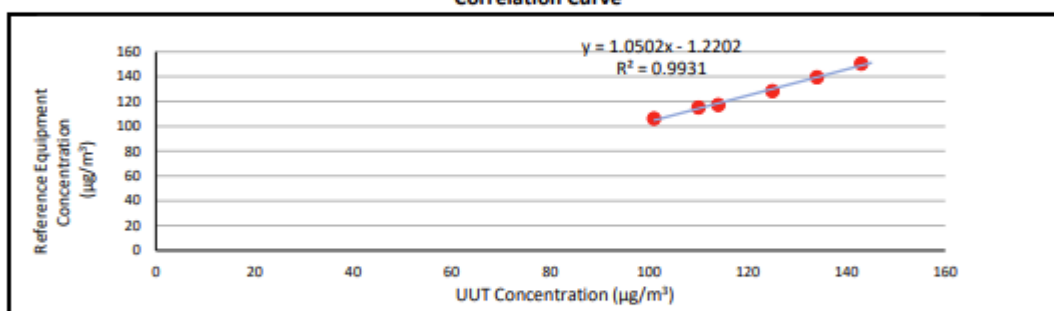
Slope, mv: <u>1.0502</u>	Intercept: <u>-1.2202</u>	*Correlation Coefficient: <u>0.9965</u>
Verification Test Result: Strong Correlation, Results were accepted.		

* If the Correlation Coefficient < 0.90, check and recalibrate.

Set Calibration Factor

Particulate Concentration by Reference Equipment ($\mu\text{g}/\text{m}^3$):	126
Particulate Concentration by UUT ($\mu\text{g}/\text{m}^3$):	121
Measuring Time, (min):	60
K Factor = High Volume Sampler / UUT, ($\mu\text{g}/\text{m}^3$):	1.04

Correlation Curve



Operated By: Andy Li
Project Technician,
Environmental

Signature: [Signature]

Date: 28-08-2025

Checked By: Joe Ho
Lead Consultant,
Environmental

Signature: [Signature]

Date: 28-08-2025



Aurecon Hong Kong Limited
Unit 1608, 16/F, Tower B, Manulife Financial Centre,
223 - 231 Wai Yip Street, Kwun Tong,
Kowloon Hong Kong S. A. R

Certification of Calibration

Information of Unit-under-test (UUT)

Date of Calibration:	15-Aug-2025 and 21-Aug-2025	Next Calibration Date:	15-Aug-26
UUT Manufacturer:	Sibata	UUT Model No.:	LD-5R
UUT Serial No.:	467357	Report Reference No.:	RPT-25-HVS-0158
Calibration Location:	Tung Chung East		

Information of Reference Equipment

Reference Equipment Manufacturer:	Tisch Environmental	Tisch Environmental
Reference Equipment Model No.:	TE-5170X	TE-5025A
Reference Equipment Serial No.:	1086	3465
Last Calibration Date:	15-Aug-25	2-Dec-24
Next Calibration Date:	15-Oct-25	2-Dec-25

Calibration of 1-Hour TSP Result

Calibration Point	Results from UUT	Results from Standard Equipment
	Mass Concentration ($\mu\text{g}/\text{m}^3$) X-axis	Reference Concentration ($\mu\text{g}/\text{m}^3$) Y-axis
1	104	106
2	124	128
3	115	117
4	147	150
5	132	139
6	112	115
Average	122	126

Linear Regression of Y on X

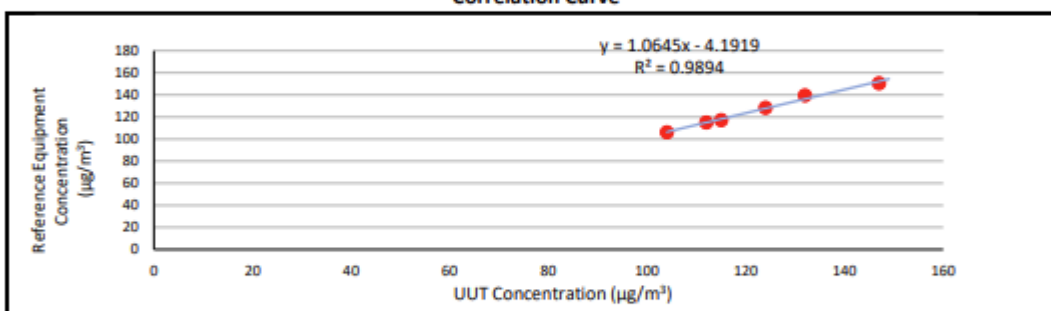
Slope, mv: <u>1.0645</u>	Intercept: <u>-4.1919</u>	*Correlation Coefficient: <u>0.9947</u>
Verification Test Result: Strong Correlation, Results were accepted.		

* If the Correlation Coefficient < 0.90, check and recalibrate.

Set Calibration Factor

Particulate Concentration by Reference Equipment ($\mu\text{g}/\text{m}^3$):	126
Particulate Concentration by UUT ($\mu\text{g}/\text{m}^3$):	122
Measuring Time, (min):	60
K Factor = High Volume Sampler / UUT, ($\mu\text{g}/\text{m}^3$):	1.03

Correlation Curve



Operated By: Andy Li
Project Technician,
Environmental

Signature: _____

Date: 28-08-2025

Checked By: Joe Ho
Lead Consultant,
Environmental

Signature: _____

Date: 28-08-2025



Aurecon Hong Kong Limited
Unit 1608, 16/F, Tower B, Manulife Financial Centre,
223 - 231 Wai Yip Street, Kwun Tong,
Kowloon Hong Kong S. A. R

Certification of Calibration

Information of Unit-under-test (UUT)

Date of Calibration:	15-Aug-2025 and 21-Aug-2025	Next Calibration Date:	15-Aug-26
UUT Manufacturer:	Sibata	UUT Model No.:	LD-5R
UUT Serial No.:	467358	Report Reference No.:	RPT-25-HVS-0159
Calibration Location:	Tung Chung East		

Information of Reference Equipment

Reference Equipment Manufacturer:	Tisch Environmental	Tisch Environmental
Reference Equipment Model No.:	TE-5170X	TE-5025A
Reference Equipment Serial No.:	1086	3465
Last Calibration Date:	15-Aug-25	2-Dec-24
Next Calibration Date:	15-Oct-25	2-Dec-25

Calibration of 1-Hour TSP Result

Calibration Point	Results from UUT	Results from Standard Equipment
	Mass Concentration ($\mu\text{g}/\text{m}^3$) X-axis	Reference Concentration ($\mu\text{g}/\text{m}^3$) Y-axis
1	108	106
2	130	128
3	119	117
4	154	150
5	144	139
6	118	115
Average	129	126

Linear Regression of Y on X

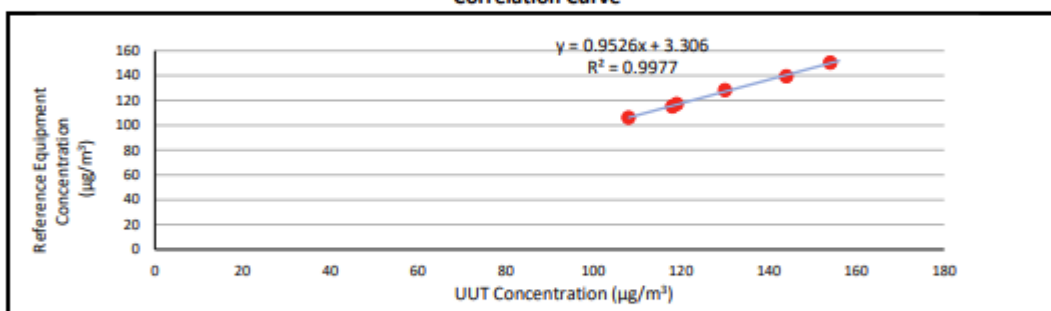
Slope, mv: <u>0.9526</u>	Intercept: <u>3.3060</u>	*Correlation Coefficient: <u>0.9989</u>
Verification Test Result: Strong Correlation, Results were accepted.		

* If the Correlation Coefficient < 0.90, check and recalibrate.

Set Calibration Factor

Particulate Concentration by Reference Equipment ($\mu\text{g}/\text{m}^3$):	126
Particulate Concentration by UUT ($\mu\text{g}/\text{m}^3$):	129
Measuring Time, (min):	60
K Factor = High Volume Sampler / UUT, ($\mu\text{g}/\text{m}^3$):	0.98

Correlation Curve



Operated By: Andy Li
Project Technician,
Environmental

Signature: _____

Date: 28-08-2025

Checked By: Joe Ho
Lead Consultant,
Environmental

Signature: _____

Date: 28-08-2025



Aurecon Hong Kong Limited
Unit 1608, 16/F, Tower B, Manulife Financial Centre,
223 – 231 Wai Yip Street, Kwun Tong,
Kowloon Hong Kong S. A. R

Certification of Calibration

Information of Unit-under-test (UUT)

Date of Calibration:	15-Aug-2025 and 21-Aug-2025	Next Calibration Date:	15-Aug-26
UUT Manufacturer:	Sibata	UUT Model No.:	LD-5R
UUT Serial No.:	467359	Report Reference No.:	RPT-25-HVS-0160
Calibration Location:	Tung Chung East		

Information of Reference Equipment

Reference Equipment Manufacturer:	Tisch Environmental	Tisch Environmental
Reference Equipment Model No.:	TE-5170X	TE-5025A
Reference Equipment Serial No.:	1086	3465
Last Calibration Date:	15-Aug-25	2-Dec-24
Next Calibration Date:	15-Oct-25	2-Dec-25

Calibration of 1-Hour TSP Result

Calibration Point	Results from UUT	Results from Standard Equipment
	Mass Concentration ($\mu\text{g}/\text{m}^3$) X-axis	Reference Concentration ($\mu\text{g}/\text{m}^3$) Y-axis
1	103	106
2	125	128
3	113	117
4	146	150
5	135	139
6	114	115
Average	123	126

Linear Regression of Y on X

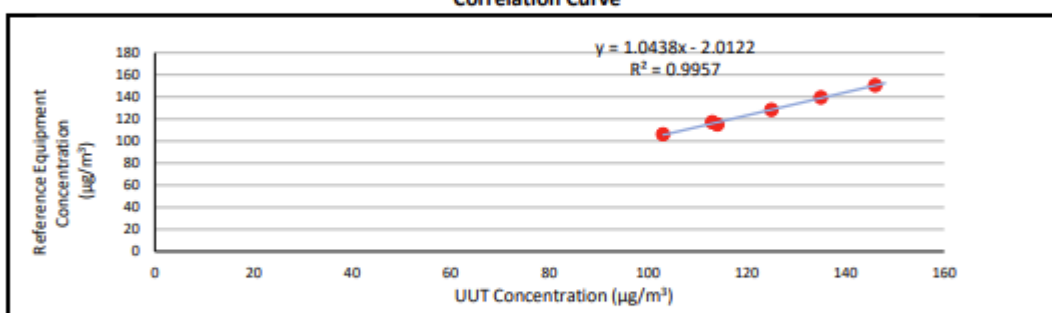
Slope, mv: <u>1.0438</u>	Intercept: <u>-2.0122</u>	*Correlation Coefficient: <u>0.9978</u>
Verification Test Result: Strong Correlation, Results were accepted.		

* If the Correlation Coefficient < 0.90, check and recalibrate.

Set Calibration Factor

Particulate Concentration by Reference Equipment ($\mu\text{g}/\text{m}^3$):	126
Particulate Concentration by UUT ($\mu\text{g}/\text{m}^3$):	123
Measuring Time, (min):	60
K Factor = High Volume Sampler / UUT, ($\mu\text{g}/\text{m}^3$):	1.03

Correlation Curve



Operated By: Andy Li
Project Technician,
Environmental

Signature: _____

Date: 28-08-2025

Checked By: Joe Ho
Lead Consultant,
Environmental

Signature: _____

Date: 28-08-2025



Aurecon Hong Kong Limited
Unit 1608, 16/F, Tower B, Manulife Financial Centre,
223 – 231 Wai Yip Street, Kwun Tong,
Kowloon Hong Kong S. A. R

Certification of Calibration

Information of Unit-under-test (UUT)

Date of Calibration:	15-Aug-2025 and 21-Aug-2025	Next Calibration Date:	15-Aug-26
UUT Manufacturer:	Sibata	UUT Model No.:	LD-5R
UUT Serial No.:	882107	Report Reference No.:	RPT-25-HVS-0164
Calibration Location:	Tung Chung East		

Information of Reference Equipment

Reference Equipment Manufacturer:	Tisch Environmental	Tisch Environmental
Reference Equipment Model No.:	TE-5170X	TE-5025A
Reference Equipment Serial No.:	1086	3465
Last Calibration Date:	15-Aug-25	2-Dec-24
Next Calibration Date:	15-Oct-25	2-Dec-25

Calibration of 1-Hour TSP Result

Calibration Point	Results from UUT	Results from Standard Equipment
	Mass Concentration ($\mu\text{g}/\text{m}^3$) X-axis	Reference Concentration ($\mu\text{g}/\text{m}^3$) Y-axis
1	109	106
2	132	128
3	119	117
4	154	150
5	142	139
6	118	115
Average	129	126

Linear Regression of Y on X

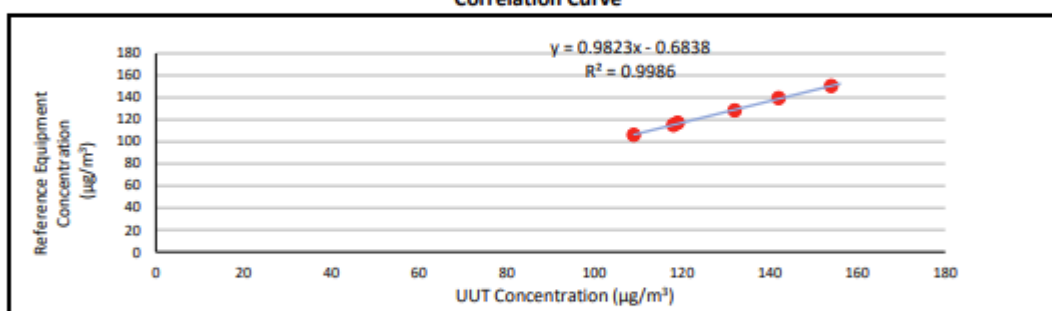
Slope, mv: <u>0.9823</u>	Intercept: <u>-0.6838</u>	*Correlation Coefficient: <u>0.9993</u>
Verification Test Result: Strong Correlation, Results were accepted.		

* If the Correlation Coefficient < 0.90, check and recalibrate.

Set Calibration Factor

Particulate Concentration by Reference Equipment ($\mu\text{g}/\text{m}^3$):	126
Particulate Concentration by UUT ($\mu\text{g}/\text{m}^3$):	129
Measuring Time, (min):	60
K Factor = High Volume Sampler / UUT, ($\mu\text{g}/\text{m}^3$):	0.98

Correlation Curve



Operated By: Andy Li
Project Technician,
Environmental

Signature: _____

Date: 28-08-2025

Checked By: Joe Ho
Lead Consultant,
Environmental

Signature: _____

Date: 28-08-2025



RECALIBRATION
DUE DATE:
December 2, 2025

Certificate of Calibration

Calibration Certification Information			
Cal. Date: December 2, 2024	Rootmeter S/N: 438320	Ta: 293 °K	
Operator: Jim Tisch		Pa: 757.4 mm Hg	
Calibration Model #: TE-5025A	Calibrator S/N: 3465		

Run	Vol. Init (m3)	Vol. Final (m3)	ΔVol. (m3)	ΔTime (min)	ΔP (mm Hg)	ΔH (in H2O)
1	1	2	1	1.4300	3.2	2.00
2	3	4	1	1.0190	6.4	4.00
3	5	6	1	0.9090	7.9	5.00
4	7	8	1	0.8680	8.8	5.50
5	9	10	1	0.7170	12.8	8.00

Data Tabulation					
Vstd (m3)	Qstd (x-axis)	$\sqrt{\Delta H \left(\frac{Pa}{Pstd} \right) \left(\frac{Tstd}{Ta} \right)}$ (y-axis)	Va	Qa (x-axis)	$\sqrt{\Delta H \left(\frac{Ta}{Pa} \right)}$ (y-axis)
1.0093	0.7058	1.4238	0.9958	0.6963	0.8796
1.0051	0.9863	2.0136	0.9916	0.9731	1.2439
1.0031	1.1035	2.2512	0.9896	1.0886	1.3907
1.0018	1.1542	2.3611	0.9884	1.1387	1.4586
0.9965	1.3898	2.8476	0.9831	1.3711	1.7592
QSTD	m=	2.08107	QA	m=	1.30313
	b=	-0.04295		b=	-0.02653
	r=	0.99999		r=	0.99999

Calculations			
Vstd=	$\Delta Vol((Pa-\Delta P)/Pstd)(Tstd/Ta)$	Va=	$\Delta Vol((Pa-\Delta P)/Pa)$
Qstd=	$Vstd/\Delta Time$	Qa=	$Va/\Delta Time$
For subsequent flow rate calculations:			
Qstd= $1/m \left(\left(\sqrt{\Delta H \left(\frac{Pa}{Pstd} \right) \left(\frac{Tstd}{Ta} \right)} \right) - b \right)$		Qa= $1/m \left(\left(\sqrt{\Delta H \left(\frac{Ta}{Pa} \right)} \right) - b \right)$	

Standard Conditions	
Tstd:	298.15 °K
Pstd:	760 mm Hg
Key	
ΔH: calibrator manometer reading (in H2O)	
ΔP: rootmeter manometer reading (mm Hg)	
Ta: actual absolute temperature (°K)	
Pa: actual barometric pressure (mm Hg)	
b: intercept	
m: slope	

RECALIBRATION
US EPA recommends annual recalibration per 1998 40 Code of Federal Regulations Part 50 to 51, Appendix B to Part 50, Reference Method for the Determination of Suspended Particulate Matter in the Atmosphere, 9.2.17, page 30

Tisch Environmental, Inc.
145 South Miami Avenue
Village of Cleves, OH 45002

www.tisch-env.com
TOLL FREE: (877)263-7610
FAX: (513)467-9009



HIVOL SAMPLER CALIBRATION DATA SHEET (TSP)

Site Information

Location:	Man Cheong Building	Site ID:	W-A6	Date:	03-Nov-2025
Serial No:	1050	Model:	TE-5170X	Operator:	Andy Li

Ambient Condition

Actual Pressure during Calibration (P_a) (mm Hg):	763.5	Actual Temperature during Calibration (T_a) (deg K):	296.9
---	-------	--	-------

Calibration Orifice

Model:	TE-5025A	Slope (m_c):	2.08107
Serial No.:	3465	Intercept (b_c):	-0.04295
Calibration Due Date:	2-Dec-25	Corr. Coeff:	0.99999

Calibration Data

Plate or Test #	ΔH_2O (in)	Qa, X-Axis (m ³ /min)	I, CFM (chart)	IC, Y-Axis (corrected)
18	11.20	1.636	54.0	54.23
13	9.80	1.531	51.0	51.22
10	7.80	1.368	48.0	48.20
7	5.00	1.100	42.0	42.18
5	2.60	0.799	38.0	38.16

Sampler Calibration Relationship (Qa on x-axis, IC on y-axis)

m = 19.2208 b = 22.0653 Corr. Coeff = 0.9935

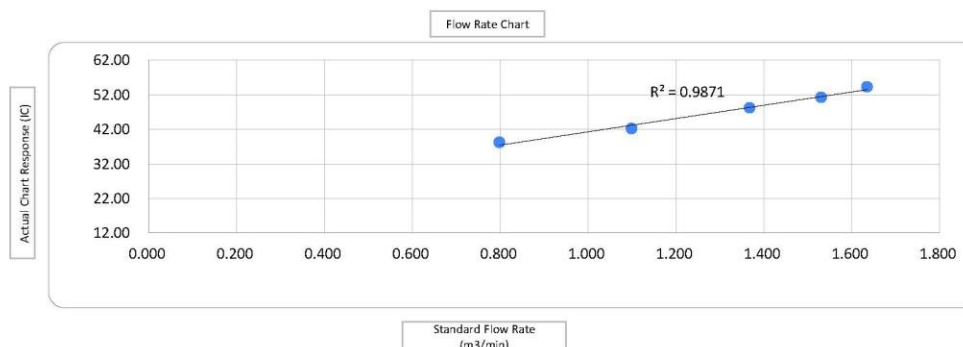
Calculations

$$Qa = 1/m_c \cdot [\text{Sqrt}(\Delta H_2O \cdot (P_a/P_{std}) \cdot (T_{std}/T_a)) - b_c]$$

$$IC = I \cdot (\text{Sqrt}(P_a/P_{std}) \cdot (T_{std}/T_a))$$

Qa = actual flow rate
IC = corrected chart response
I = actual chart response
 m_c = calibrator slope
 b_c = calibrator intercept

m = sampler slope
b = sampler intercept
 T_{std} = 298 deg K
 P_{std} = 760 mm Hg
 T_a = actual temperature during calibration (deg K)
 P_a = actual pressure during calibration (mm Hg)



Checked by 

Date: 03-Nov-2025



HIVOL SAMPLER CALIBRATION DATA SHEET (TSP)

Site Information

Location:	YMT Catholic Primary School	Site ID:	W-A1	Date:	03-Nov-2025
Serial No:	1084	Model:	TE-5170X	Operator:	Andy Li

Ambient Condition

Actual Pressure during Calibration (P_a) (mm Hg):	763.5	Actual Temperature during Calibration (T_a) (deg K):	296.9
---	-------	--	-------

Calibration Orifice

Model:	TE-5025A	Slope (m_c):	2.08107
Serial No.:	3465	Intercept (b_c):	-0.04295
Calibration Due Date:	2-Dec-25	Corr. Coeff:	0.99999

Calibration Data

Plate or Test #	ΔH_2O (in)	Qa, X-Axis (m^3/min)	I, CFM (chart)	IC, Y-Axis (corrected)
18	10.90	1.614	55.0	55.23
13	8.70	1.444	50.0	50.21
10	6.40	1.241	46.0	46.19
7	4.60	1.056	40.0	40.17
5	2.80	0.828	36.0	36.15

Sampler Calibration Relationship (Qa on x-axis, IC on y-axis)

$m = 24.5105$ $b = 15.2828$ Corr. Coeff = 0.9959

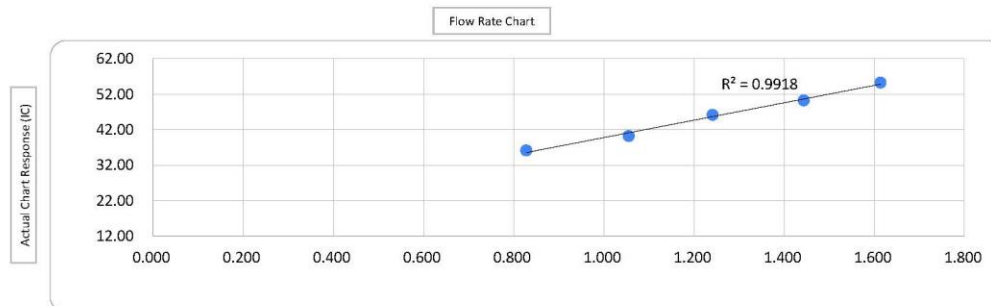
Calculations

$$Qa = 1/m_c \cdot [\text{Sqrt}(\Delta H_2O \cdot (P_a/P_{std}) \cdot (T_{std}/T_a)) - b_c]$$

$$IC = I \cdot [\text{Sqrt}(P_a/P_{std}) \cdot (T_{std}/T_a)]$$

Qa = actual flow rate
IC = corrected chart response
I = actual chart response
 m_c = calibrator slope
 b_c = calibrator intercept

m = sampler slope
 b = sampler intercept
 $T_{std} = 298 \text{ deg K}$
 $P_{std} = 760 \text{ mm Hg}$
 T_a = actual temperature during calibration (deg K)
 P_a = actual pressure during calibration (mm Hg)



Checked by 

Date: 03-Nov-2025



HIVOL SAMPLER CALIBRATION DATA SHEET (TSP)

Site Information

Location:	Man Cheong Building	Site ID:	W-A6	Date:	20-Nov-2025
Serial No.:	1050	Model:	TE-5170X	Operator:	Andy Li

Ambient Condition

Actual Pressure during Calibration (P_a) (mm Hg):	767.8	Actual Temperature during Calibration (T_a) (deg K):	289.7
---	-------	--	-------

Calibration Orifice

Model:	TE-5025A	Slope (m_c):	2.08107
Serial No.:	3465	Intercept (b_c):	-0.04295
Calibration Due Date:	2-Dec-25	Corr. Coeff:	0.99999

Calibration Data

Plate or Test #	ΔH_2O (in)	Qa, X-Axis (m^3/min)	I, CFM (chart)	IC, Y-Axis (corrected)
18	11.40	1.675	55.0	56.07
13	9.60	1.539	52.0	53.02
10	7.50	1.362	48.0	48.94
7	4.80	1.094	44.0	44.86
5	2.80	0.840	40.0	40.78

Sampler Calibration Relationship (Qa on x-axis, IC on y-axis)

$m = 18.1105$ $b = 25.1536$ Corr. Coeff = 0.9956

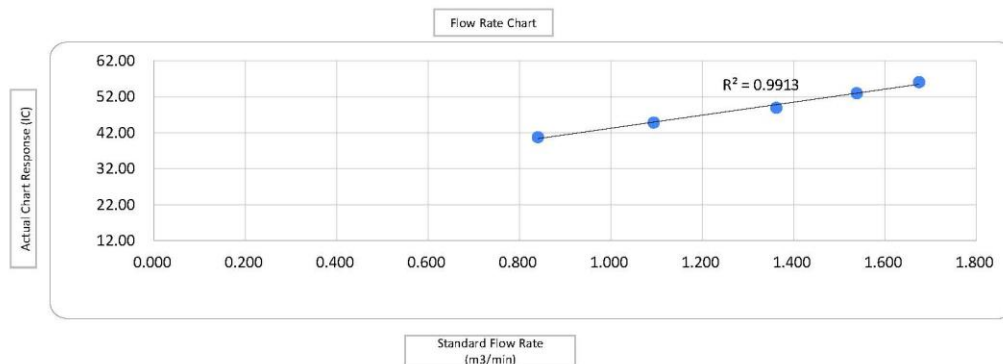
Calculations

$$Qa = 1/m_c * [Sqrt(\Delta H_2O * (P_a/P_{Std}) * (T_{Std}/T_a)) - b_c]$$

$$IC = I * (Sqrt(P_a/P_{Std}) * (T_{Std}/T_a))$$

Qa = actual flow rate
IC = corrected chart response
I = actual chart response
 m_c = calibrator slope
 b_c = calibrator intercept

m = sampler slope
 b = sampler intercept
 T_{Std} = 298 deg K
 P_{Std} = 760 mm Hg
 T_a = actual temperature during calibration (deg K)
 P_a = actual pressure during calibration (mm Hg)



Checked by 

Date: 20-Nov-2025



HIVOL SAMPLER CALIBRATION DATA SHEET (TSP)

Site Information

Location:	YMT Catholic Primary School	Site ID:	W-A1	Date:	20-Nov-2025
Serial No:	1084	Model:	TE-5170X	Operator:	Andy Li

Ambient Condition

Actual Pressure during Calibration (P_a) (mm Hg):	767.8	Actual Temperature during Calibration (T_a) (deg K):	289.7
---	-------	--	-------

Calibration Orifice

Model:	TE-5025A	Slope (m_c):	2.08107
Serial No.:	3465	Intercept (b_c):	-0.04295
Calibration Due Date:	2-Dec-25	Corr. Coeff:	0.99999

Calibration Data

Plate or Test #	ΔH_2O (in)	Qa, X-Axis (m^3/min)	I, CFM (chart)	IC, Y-Axis (corrected)
18	10.80	1.631	56.0	57.09
13	8.60	1.457	51.0	52.00
10	6.40	1.260	47.0	47.92
7	4.40	1.048	41.0	41.80
5	2.60	0.811	37.0	37.72

Sampler Calibration Relationship (Qa on x-axis, IC on y-axis)

$m = 23.7929$

$b = 17.7703$

Corr. Coeff = 0.9963

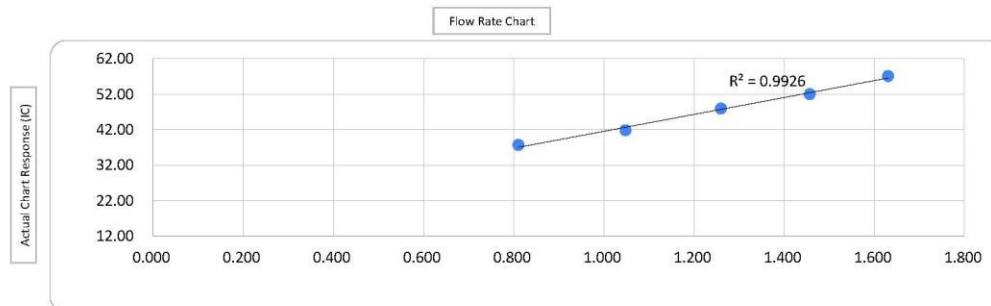
Calculations

$$Qa = 1/m_c \cdot [\text{Sqrt}(\Delta H_2O \cdot (P_a/P_{std}) \cdot (T_{std}/T_a)) - b_c]$$

$$IC = I \cdot [\text{Sqrt}(P_a/P_{std}) \cdot (T_{std}/T_a)]$$

Qa = actual flow rate
IC = corrected chart response
I = actual chart response
 m_c = calibrator slope
 b_c = calibrator intercept

m = sampler slope
 b = sampler intercept
 $T_{std} = 298 \text{ deg K}$
 $P_{std} = 760 \text{ mm Hg}$
 T_a = actual temperature during calibration (deg K)
 P_a = actual pressure during calibration (mm Hg)



Checked by 

Date: 20-Nov-2025

Appendix I

Calibration Certificates (Noise)



Acoustics and Air Testing Laboratory Co. Ltd.

聲學及空氣測試實驗室有限公司



Certificate of Calibration

for

Description: *Sound Level Meter*
Manufacturer: *NTi*
Type No.: *XL3 (Serial No.: A3A-01229-F0)*
Microphone: *MC230A (Serial No.: A28290)*
Preamplifier: *MA230 (Serial No.:1794)*

Submitted by:

Customer: *Aurecon Hong Kong Limited*
Address: *Unit 1608, 16/F, Tower B,
Manulife Financial Centre,
223-231 Wai Yip Street, Kwun Tong,
Kowloon, Hong Kong*

Upon receipt for calibration, the instrument was found to be:

- ☒ Within (31.5Hz – 8kHz)
☐ Outside

the allowable tolerance.

The test equipment used for calibration are traceable to National Standards via:

- The Government of The Hong Kong Special Administrative Region Standard & Calibration Laboratory

Date of receipt: 23 July 2025

Date of calibration: 24 July 2025

Date of NEXT calibration: 23 July 2026

Calibrated by: 
Calibration Technician

Certified by: 
Mr. Ng Yan Wa
Laboratory Manager

Date of issue: 24 July 2025

Certificate No.: APJ25-046-CC001



Page 1 of 4



1. Calibration Precaution:

- The unit-under-test (UUT) was allowed to stabilize in the laboratory for over 24 hours, and switched on to warm up for over 10 minutes before the commencement of the test.
- The results presented are the mean of 3 measurements at each calibration point.

2. Calibration Conditions:

Air Temperature: 24.6 °C
Air Pressure: 1006 hPa
Relative Humidity: 57.8 %

3. Calibration Equipment:

	Type	Serial No.	Calibration Report Number	Traceable to
Multifunction Calibrator	B&K 4226	2288467	AV240081	HOKLAS

4. Calibration Results

Sound Pressure Level

Reference Sound Pressure Level

Setting of Unit-under-test (UUT)				Applied value		UUT Reading	IEC 61672 Class 1
Range, dB	Freq. Weighting	Time Weighting		Level, dB	Frequency, Hz	dB	Specification, dB
20-120	dBA SPL	Fast		94	1000	94.0	±0.4

Linearity

Setting of Unit-under-test (UUT)				Applied value		UUT Reading	IEC 61672 Class 1
Range, dB	Freq. Weighting	Time Weighting		Level, dB	Frequency, Hz	dB	Specification, dB
20-120	dBA SPL	Fast		94	1000	94.0	Ref
				104		104.0	±0.3
				114		114.0	±0.3

Time Weighting

Setting of Unit-under-test (UUT)				Applied value		UUT Reading	IEC 61672 Class 1
Range, dB	Freq. Weighting	Time Weighting		Level, dB	Frequency, Hz	dB	Specification, dB
20-120	dBA SPL	Fast		94	1000	94.0	Ref
		Slow				94.0	±0.3

Certificate No.: APJ25-046-CC001



Page 2 of 4

Room 422, Leader Industrial Centre, 57-59 Au Pui Wan Street, Fo Tan, Shatin, N.T., Hong Kong
Tel: (852) 2668 3423 Fax: (852) 2668 6946
Homepage: <http://www.aa-lab.com> E-mail: inquiry@aa-lab.com



Frequency Response

Linear Response

Setting of Unit-under-test (UUT)			Applied value		UUT Reading	IEC 61672 Class 1
Range, dB	Freq. Weighting	Time Weighting	Level, dB	Frequency, Hz	dB	Specification, dB
20-120	dB	SPL	94	31.5	94.3	±2.0
				63	94.2	±1.5
				125	94.2	±1.5
				250	94.1	±1.4
				500	94.1	±1.4
				1000	94.0	Ref
				2000	94.0	±1.6
				4000	93.9	±1.6
				8000	91.7	+2.1; -3.1

A-weighting

Setting of Unit-under-test (UUT)			Applied value		UUT Reading	IEC 61672 Class 1
Range, dB	Freq. Weighting	Time Weighting	Level, dB	Frequency, Hz	dB	Specification, dB
20-120	dBA	SPL	94	31.5	54.9	-39.4 ±2.0
				63	68.0	-26.2 ±1.5
				125	78.1	-16.1 ±1.5
				250	85.5	-8.6 ±1.4
				500	90.9	-3.2 ±1.4
				1000	94.0	Ref
				2000	95.2	+1.2 ±1.6
				4000	94.9	+1.0 ±1.6
				8000	90.5	-1.1 ±2.1; -3.1

C-weighting

Setting of Unit-under-test (UUT)			Applied value		UUT Reading	IEC 61672 Class 1
Range, dB	Freq. Weighting	Time Weighting	Level, dB	Frequency, Hz	dB	Specification, dB
20-120	dBC	SPL	94	31.5	91.3	-3.0 ±2.0
				63	93.4	-0.8 ±1.5
				125	94.0	-0.2 ±1.5
				250	94.1	-0.0 ±1.4
				500	94.2	-0.0 ±1.4
				1000	94.0	Ref
				2000	93.9	-0.2 ±1.6
				4000	93.1	-0.8 ±1.6
				8000	88.6	-3.0 ±2.1; -3.1

Certificate No.: APJ25-046-CC001



Page 3 of 4

Room 422, Leader Industrial Centre, 57-59 Au Pui Wan Street, Fo Tan, Shatin, N.T., Hong Kong
Tel: (852) 2668 3423 Fax: (852) 2668 6946
Homepage: <http://www.aa-lab.com> E-mail: inquiry@aa-lab.com



5. Calibration Results Applied

The results apply to the particular unit-under-test only. All calibration points are within manufacture's specification as IEC 61672 Class 1.

Uncertainties of Applied Value:

94 dB	31.5 Hz	± 0.05
	63 Hz	± 0.05
	125 Hz	± 0.05
	250 Hz	± 0.05
	500 Hz	± 0.05
	1000 Hz	± 0.05
	2000 Hz	± 0.05
	4000 Hz	± 0.05
	8000 Hz	± 0.10
104 dB	1000 Hz	± 0.05
114 dB	1000 Hz	± 0.05

The uncertainties are evaluated for a 95% confidence level.

Note:

The values given in this certification only related to the values measured at the time of the calibration and any uncertainties quoted will not allow for the equipment long-term drift, variations with environmental changes, vibration and shock during transportation, overloading, mis-handling, or the capability of any other laboratory to repeat the calibration. (A+A)*L shall not be liable for any loss or damage resulting from the use of the equipment.

Certificate No.: APJ25-046-CC001



Page 4 of 4

Room 422, Leader Industrial Centre, 57-59 Au Pui Wan Street, Fo Tan, Shatin, N.T., Hong Kong
Tel: (852) 2668 3423 Fax: (852) 2668 6946
Homepage: <http://www.aa-lab.com> E-mail: inquiry@aa-lab.com



Acoustics and Air Testing Laboratory Co. Ltd.
聲學及空氣測試實驗室有限公司

Certificate of Calibration

for

Description: Sound Level Meter
Manufacturer: NTi
Type No.: XL3 (Serial No.: A3A-01235-F0)
Microphone: MC230A (Serial No.: A30051)
Preamplifier: MA230 (Serial No.: 1895)

Submitted by:

Customer: Aurecon Hong Kong Limited
Address: Unit 1608, 16/F, Tower B,
Manulife Financial Centre,
223-231 Wai Yip Street, Kwun Tong,
Kowloon, Hong Kong

Upon receipt for calibration, the instrument was found to be:

- ☒ Within (31.5Hz – 8kHz)
☐ Outside

the allowable tolerance.


The test equipment used for calibration are traceable to National Standards via:


- The Government of The Hong Kong Special Administrative Region Standard & Calibration Laboratory

Date of receipt: 12 May 2025

Date of calibration: 13 May 2025

Date of NEXT calibration: 12 May 2026

Calibrated by: 
Calibration Technician

Certified by: 
Mr. Ng Yan Wa
Laboratory Manager

Date of issue: 13 May 2025

Certificate No.: APJ25-015-CC001



Page 1 of 4

Room 422, Leader Industrial Centre, 57-59 Au Pui Wan Street, Fo Tan, Shatin, N.T., Hong Kong
Tel: (852) 2668 3423 Fax: (852) 2668 6946
Homepage: <http://www.aa-lab.com> E-mail: inquiry@aa-lab.com



Acoustics and Air Testing Laboratory Co. Ltd.
聲學及空氣測試實驗室有限公司



1. Calibration Precaution:

- The unit-under-test (UUT) was allowed to stabilize in the laboratory for over 24 hours, and switched on to warm up for over 10 minutes before the commencement of the test.
- The results presented are the mean of 3 measurements at each calibration point.

2. Calibration Conditions:

Air Temperature: 24.7 °C
Air Pressure: 1006 hPa
Relative Humidity: 62.1 %

3. Calibration Equipment:

	Type	Serial No.	Calibration Report Number	Traceable to
Multifunction Calibrator	B&K 4226	2288467	AV240081	HOKLAS

4. Calibration Results

Sound Pressure Level

Reference Sound Pressure Level

Setting of Unit-under-test (UUT)				Applied value		UUT Reading,	IEC 61672 Class 1
Range, dB	Freq. Weighting	Time Weighting		Level, dB	Frequency, Hz	dB	Specification, dB
0-200	dBA SPL	Fast		94	1000	94.0	±0.4

Linearity

Setting of Unit-under-test (UUT)				Applied value		UUT Reading,	IEC 61672 Class 1
Range, dB	Freq. Weighting	Time Weighting		Level, dB	Frequency, Hz	dB	Specification, dB
0-200	dBA SPL	Fast		94	1000	94.0	Ref
				104		104.0	±0.3
				114		114.0	±0.3

Time Weighting

Setting of Unit-under-test (UUT)				Applied value		UUT Reading,	IEC 61672 Class 1
Range, dB	Freq. Weighting	Time Weighting		Level, dB	Frequency, Hz	dB	Specification, dB
0-200	dBA SPL	Fast		94	1000	94.0	Ref
		Slow				94.0	±0.3

Certificate No.: APJ25-015-CC001



Page 2 of 4

Room 422, Leader Industrial Centre, 57-59 Au Pui Wan Street, Fo Tan, Shatin, N.T., Hong Kong
Tel: (852) 2668 3423 Fax: (852) 2668 6946
Homepage: <http://www.aa-lab.com> E-mail: inquiry@aa-lab.com



Acoustics and Air Testing Laboratory Co. Ltd.
聲學及空氣測試實驗室有限公司

Frequency Response

Linear Response

Setting of Unit-under-test (UUT)			Applied value		UUT Reading,	IEC 61672 Class 1
Range, dB	Freq. Weighting	Time Weighting	Level, dB	Frequency, Hz	dB	Specification, dB
0-200	dB	SPL	94	31.5	94.1	±2.0
				63	94.2	±1.5
				125	93.9	±1.5
				250	93.9	±1.4
				500	93.9	±1.4
				1000	94.0	Ref
				2000	94.0	±1.6
				4000	94.1	±1.6
				8000	92.8	+2.1; -3.1

A-weighting

Setting of Unit-under-test (UUT)			Applied value		UUT Reading,	IEC 61672 Class 1
Range, dB	Freq. Weighting	Time Weighting	Level, dB	Frequency, Hz	dB	Specification, dB
0-200	dBA	SPL	94	31.5	54.6	-39.4±2.0
				63	68.0	-26.2±1.5
				125	77.8	-16.1±1.5
				250	85.3	-8.6±1.4
				500	90.7	-3.2±1.4
				1000	94.0	Ref
				2000	95.2	+1.2±1.6
				4000	95.1	+1.0±1.6
				8000	91.5	-1.1+2.1; -3.1

C-weighting

Setting of Unit-under-test (UUT)			Applied value		UUT Reading,	IEC 61672 Class 1
Range, dB	Freq. Weighting	Time Weighting	Level, dB	Frequency, Hz	dB	Specification, dB
0-200	dBC	SPL	94	31.5	91.0	-3.0±2.0
				63	93.4	-0.8±1.5
				125	93.7	-0.2±1.5
				250	93.9	-0.0±1.4
				500	93.9	-0.0±1.4
				1000	94.0	Ref
				2000	93.8	-0.2±1.6
				4000	93.3	-0.8±1.6
				8000	89.6	-3.0 +2.1; -3.1

Certificate No.: APJ25-015-CC001



Page 3 of 4

Room 422, Leader Industrial Centre, 57-59 Au Pui Wan Street, Fo Tan, Shatin, N.T., Hong Kong
Tel: (852) 2668 3423 Fax: (852) 2668 6946
Homepage: <http://www.aa-lab.com> E-mail: inquiry@aa-lab.com



Acoustics and Air Testing Laboratory Co. Ltd.
聲學及空氣測試實驗室有限公司



5. Calibration Results Applied

The results apply to the particular unit-under-test only. All calibration points are within manufacture's specification as IEC 61672 Class 1.

Uncertainties of Applied Value:

94 dB	31.5 Hz	± 0.10
	63 Hz	± 0.05
	125 Hz	± 0.10
	250 Hz	± 0.05
	500 Hz	± 0.05
	1000 Hz	± 0.05
	2000 Hz	± 0.10
	4000 Hz	± 0.10
	8000 Hz	± 0.10
104 dB	1000 Hz	± 0.05
114 dB	1000 Hz	± 0.05

The uncertainties are evaluated for a 95% confidence level.

Note:

The values given in this certification only related to the values measured at the time of the calibration and any uncertainties quoted will not allow for the equipment long-term drift, variations with environmental changes, vibration and shock during transportation, overloading, mis-handling, or the capability of any other laboratory to repeat the calibration. (A+A)*L shall not be liable for any loss or damage resulting from the use of the equipment.

Certificate No.: APJ25-015-CC001



Page 4 of 4

Room 422, Leader Industrial Centre, 57-59 Au Pui Wan Street, Fo Tan, Shatin, N.T., Hong Kong
Tel: (852) 2668 3423 Fax: (852) 2668 6946
Homepage: <http://www.aa-lab.com> E-mail: inquiry@aa-lab.com



Certificate of Calibration

for

Description: Sound Level Calibrator
Manufacturer: RION
Type No.: NC-75
Serial No.: 35124528

Submitted by:

Customer: Aurecon Hong Kong Limited
Address: Unit 1608, 16/F, Tower B,
Manulife Financial Centre,
223-231 Wai Yip Street, Kwun Tong, Kowloon, Hong Kong

Upon receipt for calibration, the instrument was found to be:

- ☒ Within
☐ Outside

the allowable tolerance.

The test equipments used for calibration are traceable to National Standards via:

- The Government of The Hong Kong Special Administrative Region Standard & Calibration Laboratory

Date of receipt: 12 February 2025

Date of calibration: 13 February 2025

Date of NEXT calibration: 12 February 2026

Calibrated by: David
Calibration Technician

Date of issue: 13 February 2025

Certified by: Mr. Ng Yan Wa
Laboratory Manager

Certificate No.: APJ24-145-CC002



Page 1 of 2

Room 422, Leader Industrial Centre, 57-59 Au Pui Wan Street, Fo Tan, Shatin, N.T., Hong Kong
Tel: (852) 2668 3423 Fax: (852) 2668 6946
Homepage: <http://www.aa-lab.com> E-mail: inquiry@aa-lab.com



1. Calibration Precautions:

- The unit-under-test (UUT) was allowed to stabilize in the laboratory for over 24 hours, and switched on to warm up for over 10 minutes before the commencement of the test.
- The results presented are the mean of 3 measurements at each calibration point.

2. Calibration Specifications:

Calibration check

3. Calibration Conditions:

Air Temperature: 24.3 °C
Air Pressure: 1006 hPa
Relative Humidity: 68.2 %

4. Calibration Equipment:

Test Equipment	Type	Serial No.	Calibration Report Number	Traceable to
Multifunction Calibrator	B&K 4226	2288467	AV240081	HOKLAS
Sound Level Meter	RION NA-28	30721812	AV240109	HOKLAS

5. Calibration Results

5.1 Sound Pressure Level

Nominal value dB	Accept lower level dB	Accept upper level dB	Measured value dB
94.0	93.6	94.4	94.1

6. Calibration Results Applied

The results apply to the particular unit-under-test only. All calibration points are within manufacture's specification as IEC 60942 Class 1.

Note:

The values given in this certification only related to the values measured at the time of the calibration.

Certificate No.: APJ24-145-CC002



Page 2 of 2

Room 422, Leader Industrial Centre, 57-59 Au Pui Wan Street, Fo Tan, Shatin, N.T., Hong Kong
Tel: (852) 2668 3423 Fax: (852) 2668 6946
Homepage: <http://www.aa-lab.com> E-mail: inquiry@aa-lab.com



Acoustics and Air Testing Laboratory Co. Ltd.

聲學及空氣測試實驗室有限公司

Certificate of Calibration

for

Description: Sound Level Calibrator
Manufacturer: RION
Type No.: NC-75
Serial No.: 34724244

Submitted by:

Customer: Aurecon Hong Kong Limited
Address: Unit 1608, 16/F, Tower B,
Manulife Financial Centre,
223-231 Wai Yip Street, Kwun Tong,
Kowloon, Hong Kong

Upon receipt for calibration, the instrument was found to be:

- ☒ Within
☐ Outside

the allowable tolerance.

The test equipments used for calibration are traceable to National Standards via:

- The Government of The Hong Kong Special Administrative Region Standard & Calibration Laboratory

Date of receipt: 10 July 2025

Date of calibration: 11 July 2025

Date of NEXT calibration: 10 July 2026

Calibrated by: 
Calibration Technician

Certified by: 
Mr. Ng Yan Wa
Laboratory Manager

Date of issue: 11 July 2025

Certificate No.: APJ25-045-CC001



Page 1 of 2

Room 422, Leader Industrial Centre, 57-59 Au Pui Wan Street, Fo Tan, Shatin, N.T., Hong Kong
Tel: (852) 2668 3423 Fax: (852) 2668 6946
Homepage: <http://www.aa-lab.com> E-mail: inquiry@aa-lab.com



1. Calibration Precautions:

- The unit-under-test (UUT) was allowed to stabilize in the laboratory for over 24 hours, and switched on to warm up for over 10 minutes before the commencement of the test.
- The results presented are the mean of 3 measurements at each calibration point.

2. Calibration Specifications:

Calibration check

3. Calibration Conditions:

Air Temperature: 24.6 °C
Air Pressure: 1006 hPa
Relative Humidity: 57.5 %

4. Calibration Equipment:

Test Equipment	Type	Serial No.	Calibration Report Number	Traceable to
Multifunction Calibrator	B&K 4226	2288467	AV240081	HOKLAS
Sound Level Meter	RION NA-28	30721812	AV240109	HOKLAS

5. Calibration Results

5.1 Sound Pressure Level

Nominal value dB	Accept lower level dB	Accept upper level dB	Measured value dB
94.0	93.6	94.4	94.0

Note:

The values given in this certification only related to the values measured at the time of the calibration.



Certificate No.: APJ25-045-CC001

Page 2 of 2

Room 422, Leader Industrial Centre, 57-59 Au Pui Wan Street, Fo Tan, Shatin, N.T., Hong Kong
Tel: (852) 2668 3423 Fax: (852) 2668 6946
Homepage: <http://www.aa-lab.com> E-mail: inquiry@aa-lab.com

Appendix J

The Certification of Laboratory with HOKLAS Accredited Analytical Tests



Hong Kong Accreditation Service
香港認可處

Certificate of Accreditation
認可證書

This is to certify that
特此證明

ACUMEN LABORATORY AND TESTING LIMITED
浩科檢測中心有限公司

Workshop 04, 7/F, The Whitney, No. 183 Wai Yip Street, Kwun Tong, Kowloon, Hong Kong
香港九龍觀塘偉業街183號The Whitney 7樓04室

is accredited by the Hong Kong Accreditation Service (HKAS) to ISO/IEC 17025:2017
for performing specific laboratory activities as listed in the scope of accreditation within the test category of
獲香港認可處根據ISO/IEC 17025:2017認可
進行載於認可範圍內下述測試類別中的指定實驗室活動

Environmental Testing
環境測試

This accreditation to ISO/IEC 17025:2017 demonstrates technical competence for a defined scope and
the implementation of a management system relevant to laboratory operation
(see joint IAF-ILAC-ISO Communiqué).
此項 ISO/IEC 17025:2017 的認可資格證明此實驗室具備指定範圍內所須的技術能力並
實施一套與實驗室運作相關的管理體系
(見國際認可論壇、國際實驗室認可合作組織及國際標準化組織的聯合公報)。

The common seal of HKAS is affixed hereto by the authority of the HKAS Executive
現經香港認可處執行機關授權在此蓋上香港認可處的印章

HO Chun-wah, Executive Administrator
執行幹事 何振華
Issue Date : 29 October 2024
簽發日期：二零二四年十月二十九日
Registration Number : **HOKLAS 241**
註冊號碼：



Date of First Registration : 16 July 2014
首次註冊日期：二零一四年七月十六日

This certificate is issued subject to the terms and conditions laid down by HKAS
本證書按照香港認可處訂立的條款及條件發出

L 002508



Hong Kong Accreditation Service
香港認可處

Certificate of Accreditation
認可證書

This is to certify that
特此證明

ALS TECHNICHEM (HK) PTY LIMITED

11/F, Chung Shun Knitting Centre, 1-3 Wing Yip Street, Kwai Chung, New Territories, Hong Kong
香港新界葵涌永業街1-3號忠信針織中心11樓


*is accredited by the Hong Kong Accreditation Service (HKAS) to ISO/IEC 17025:2017
for performing specific laboratory activities as listed in the scope of accreditation within the test category of*
獲香港認可處根據ISO/IEC 17025:2017認可
進行載於認可範圍內下述測試類別中的指定實驗所活動

Environmental Testing
環境測試

*This accreditation to ISO/IEC 17025:2017 demonstrates technical competence for a defined scope and
the implementation of a management system relevant to laboratory operation
(see joint IAF-ILAC-ISO Communiqué).*

此項 ISO/IEC 17025:2017 的認可資格證明此實驗所具備指定範圍內所須的技術能力並
實施一套與實驗所運作相關的管理體系
(見國際認可論壇、國際實驗所認可合作組織及國際標準化組織的聯合公報)。

The common seal of HKAS is affixed hereto by the authority of the HKAS Executive
現經香港認可處執行機關授權在此蓋上香港認可處的印章


SHUM Wai-leung, Executive Administrator
執行幹事 沈偉良
Issue Date : 28 February 2020
簽發日期：二零二零年二月二十八日

Registration Number : HOKLAS 066
註冊號碼：



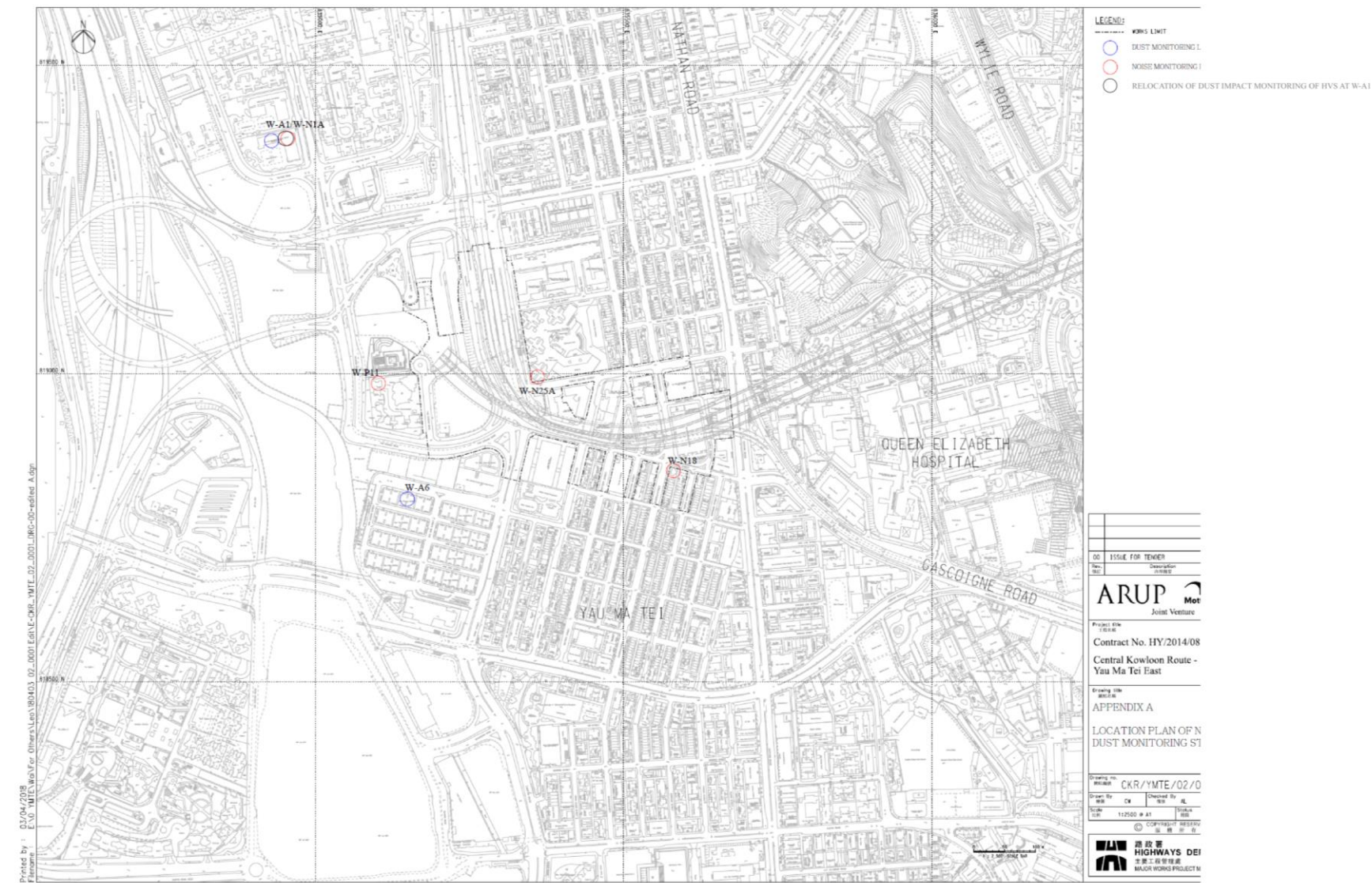
Date of First Registration : 15 September 1995
首次註冊日期：一九九五年九月十五日

This certificate is issued subject to the terms and conditions laid down by HKAS
本證書按照香港認可處訂立的條款及條件發出

L001934

Appendix K

Location Plan of Noise and Air Quality Monitoring Station



Appendix L

Monitoring Data (Air Monitoring)

Location: Yau Ma Tei Catholic Primary School (Hoi Wang Road) (W-A1)
Monitoring date: 05, 11, 17, 22, and 28 November 2025
Parameter: TSP 1-hour
Other Factors: Nearby traffic

Date	1-hour TSP ($\mu\text{g}/\text{m}^3$)				
	Weather	Start Time	1 st Hour ($\mu\text{g}/\text{m}^3$)	2 nd Hour ($\mu\text{g}/\text{m}^3$)	3 rd Hour ($\mu\text{g}/\text{m}^3$)
05/11/2025	Fine	13:25	20	16	13
11/11/2025	Fine	10:36	21	24	57
17/11/2025	Fine	9:14	54	49	51
22/11/2025	Sunny	9:25	36	28	28
28/11/2025	Sunny	14:00	51	52	54
Minimum: 13 $\mu\text{g}/\text{m}^3$			Maximum: 57 $\mu\text{g}/\text{m}^3$		

Location: Man Cheong Building (W-A6)
Monitoring date: 05, 11, 17, 22, and 28 November 2025
Parameter : TSP 1-hour
Other Factors Nearby traffic

Date	1-hour TSP ($\mu\text{g}/\text{m}^3$)				
	Weather	Start Time	1 st Hour ($\mu\text{g}/\text{m}^3$)	2 nd Hour ($\mu\text{g}/\text{m}^3$)	3 rd Hour ($\mu\text{g}/\text{m}^3$)
05/11/2025	Fine	9:36	14	16	17
11/11/2025	Fine	9:22	28	28	30
17/11/2025	Fine	9:57	72	70	61
22/11/2025	Sunny	10:30	45	44	39
28/11/2025	Sunny	13:00	67	64	73
Minimum: 14 $\mu\text{g}/\text{m}^3$			Maximum: 73 $\mu\text{g}/\text{m}^3$		

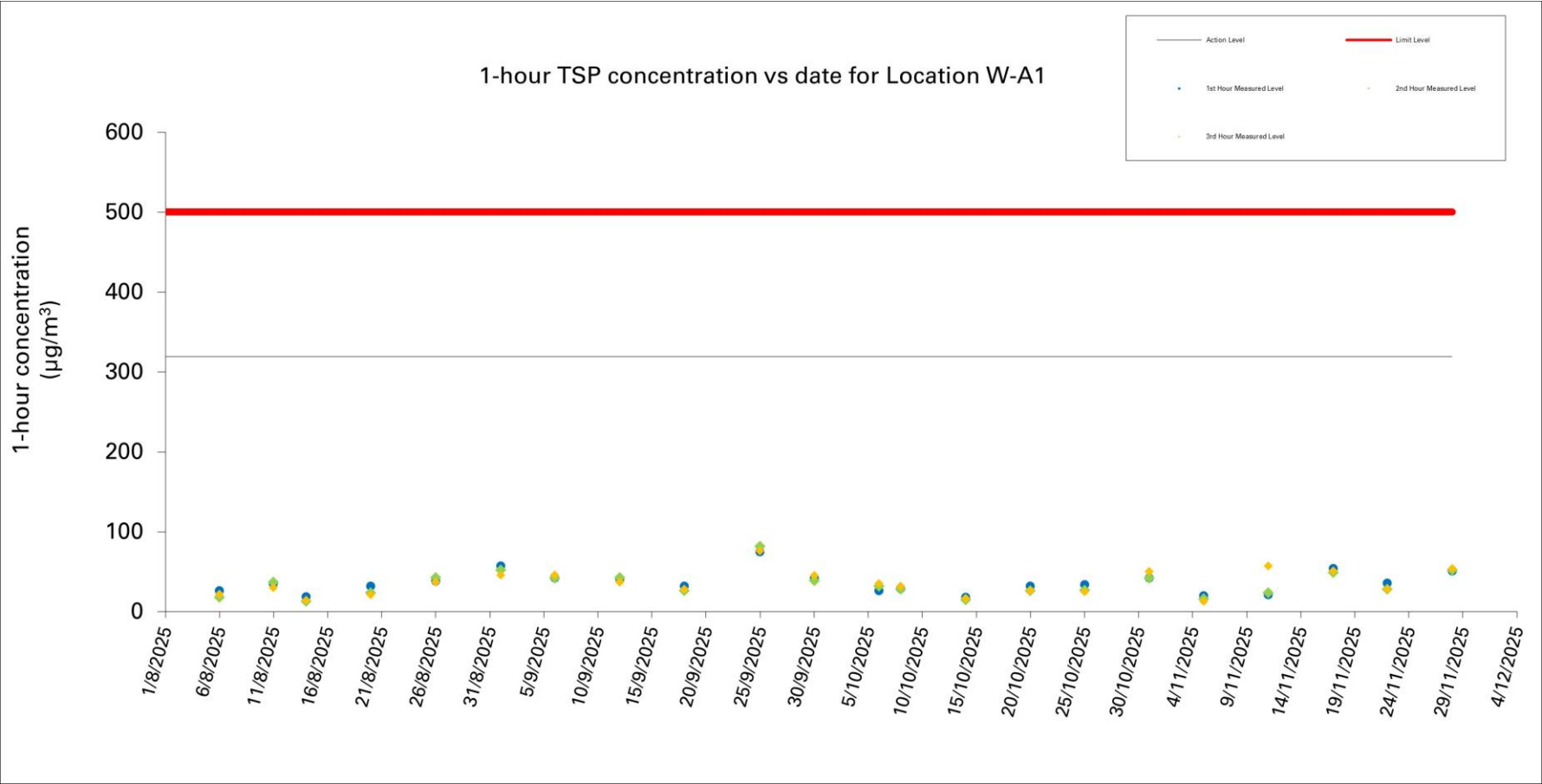


Figure 1: Graphical Illustration of Measured 1-hour TSP ($\mu\text{g}/\text{m}^3$) Levels at W-A1

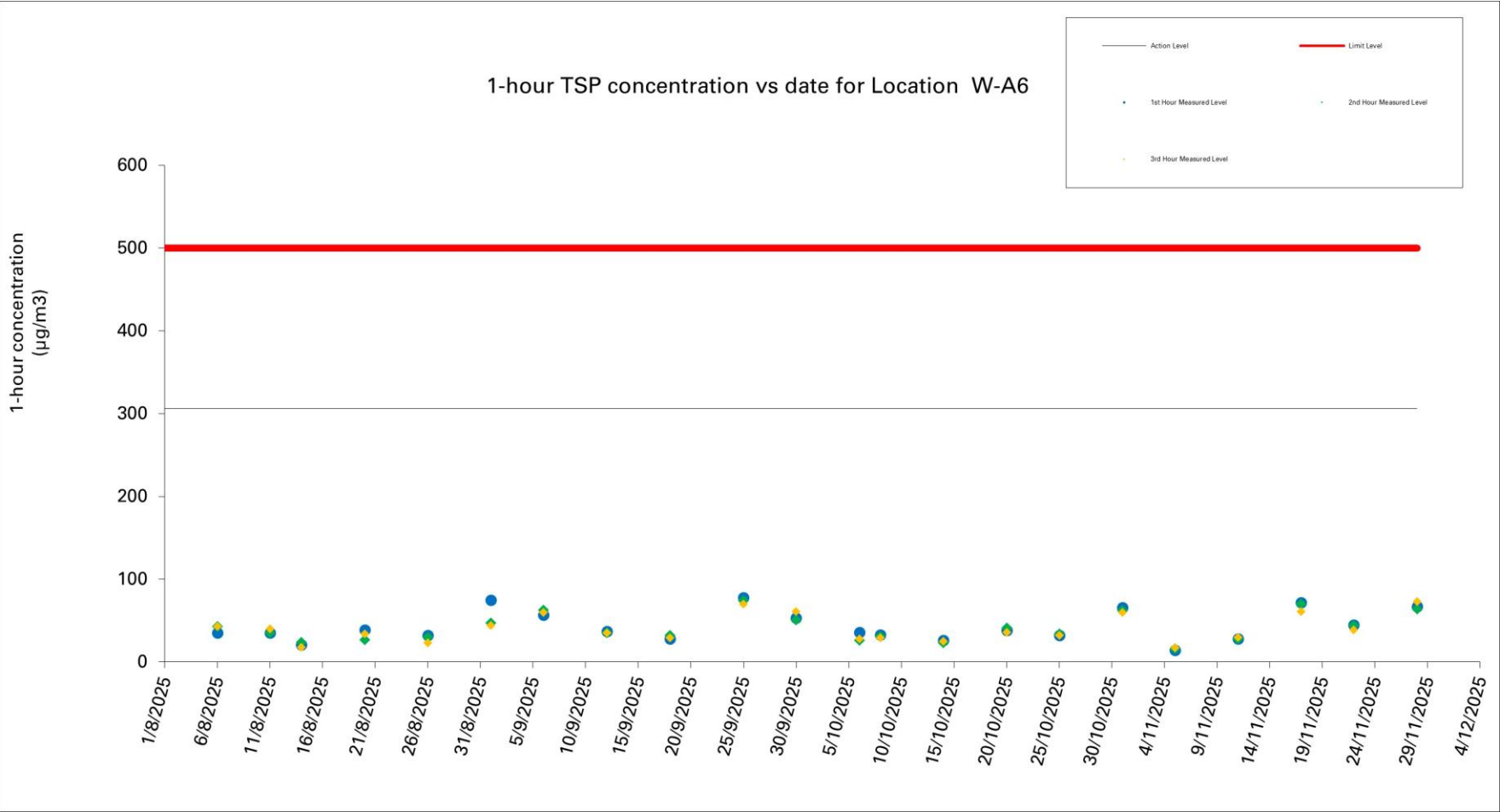


Figure 2: Graphical Illustration of Measured 1-hour TSP ($\mu\text{g}/\text{m}^3$) Levels at W-A6

Location: Yau Ma Tei Catholic Primary School (Hoi Wang Road) (W-A1)
Monitoring date: 05, 11, 17, 22, and 28 November 2025
Parameter : TSP 24-hour
Other Factors Nearby traffic

Summary of TSP-24hr Concentration ($\mu\text{g}/\text{m}^3$) at Location W-A1

										Date of Calibration:		3-Nov-25	Slope =		17.5164		
										Calibration due date:		18-Nov-25	Intercept =		27.6473		
										Date of Calibration:		20-Nov-25	Slope =		16.9389		
										Calibration due date:		5-Dec-25	Intercept =		28.2634		
Start Date	Weather Condition	Elapse Time			Chart Reading			Avg Air Temp (°C)	Avg Atmospheric Pressure (hPa)	Flow Rate (m³/min)	Standard Air Volume (m³)	Filter Weight (g)		Particulate weight (g)	Corr. (µg/m³)		
		Initial	Final	Actual (min)	Min	Max	Avg					Initial	Final				
5/11/2025	Fine	11545.4	11569.4	1440.0	40	41	40.5	24.2	1013.6	0.74	1063	2.7103	2.7772	0.0669	63		
11/11/2025	Fine	11569.4	11593.4	1440.0	40	41	40.5	22.8	1009.9	0.73	1058	2.7487	2.8313	0.0826	78		
17/11/2025	Fine	11593.4	11617.4	1440.0	40	41	40.5	22.4	1021.4	0.76	1098	2.7331	2.8371	0.1040	95		
22/11/2025	Sunny	11617.4	11641.4	1440.0	41	41	41.0	21.4	1020.5	0.78	1129	2.7216	2.8280	0.1064	94		
28/11/2025	Sunny	11641.4	11665.4	1440.0	41	41	41.0	19.9	1017.0	0.78	1126	2.7465	2.8969	0.1504	134		
										Maximum:		134 µg/m³		Minimum:		63 µg/m³	

Location: Man Cheong Building (W-A6)
Monitoring date: 05, 11, 17, 22, and 28 November 2025
Parameter : TSP 24-hour
Other Factors Nearby traffic

Summary of TSP-24hr Concentration ($\mu\text{g}/\text{m}^3$) at Location W-A6

										Date of Calibration:		3-Nov-25		Slope =		19.2208	
										Calibration due date:		18-Nov-25		Intercept =		22.0653	
										Date of Calibration:		20-Nov-25		Slope =		18.1105	
										Calibration due date:		5-Dec-25		Intercept =		25.1536	
Start Date	Weather Condition	Elapse Time			Chart Reading			Avg Air Temp (°C)	Avg Atmospheric Pressure (hPa)	Flow Rate (m³/min)	Standard Air Volume (m³)	Filter Weight (g)		Particulate weight (g)	Conc. (µg/m³)		
		Initial	Final	Actual (min)	Min	Max	Avg					Initial	Final				
5/11/2025	Fine	14541.0	14565.0	1440.00	39	40	39.5	24.2	1013.6	0.91	1311	2.7032	2.7600	0.0568	43		
11/11/2025	Fine	14565.0	14589.0	1440.00	39	39	39.0	22.8	1009.9	0.88	1270	2.7504	2.7728	0.0224	18		
17/11/2025	Fine	14589.0	14613.0	1440.00	40	40	40.0	22.4	1021.4	0.96	1381	2.7080	2.7488	0.0408	30		
22/11/2025	Sunny	14613.0	14637.0	1440.00	40	41	40.5	21.4	1020.5	0.88	1263	2.7443	2.8693	0.1250	99		
28/11/2025	Sunny	14637.0	14661.0	1440.00	40	40	40.0	19.9	1017.0	0.85	1220	2.7238	2.8226	0.0988	81		
										Maximum:		99 µg/m³		Minimum:		18 µg/m³	

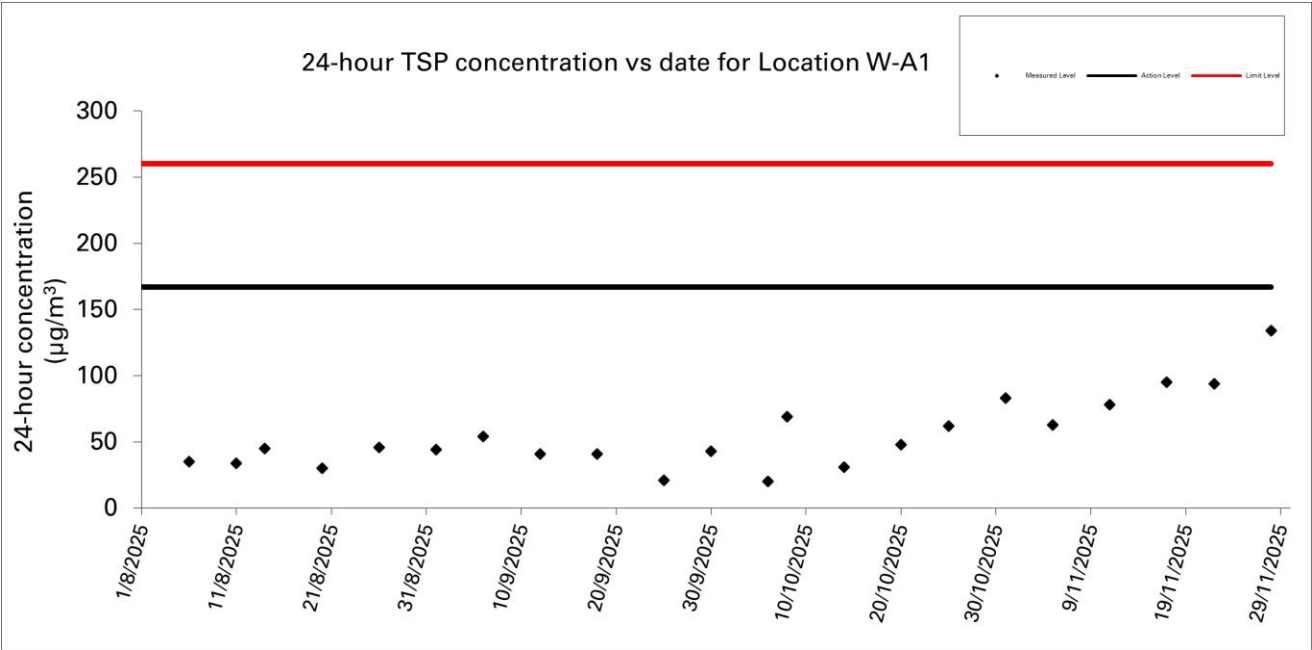


Figure 3: Graphical Illustration of Measured 24-hour TSP ($\mu\text{g}/\text{m}^3$) Levels at W-A1

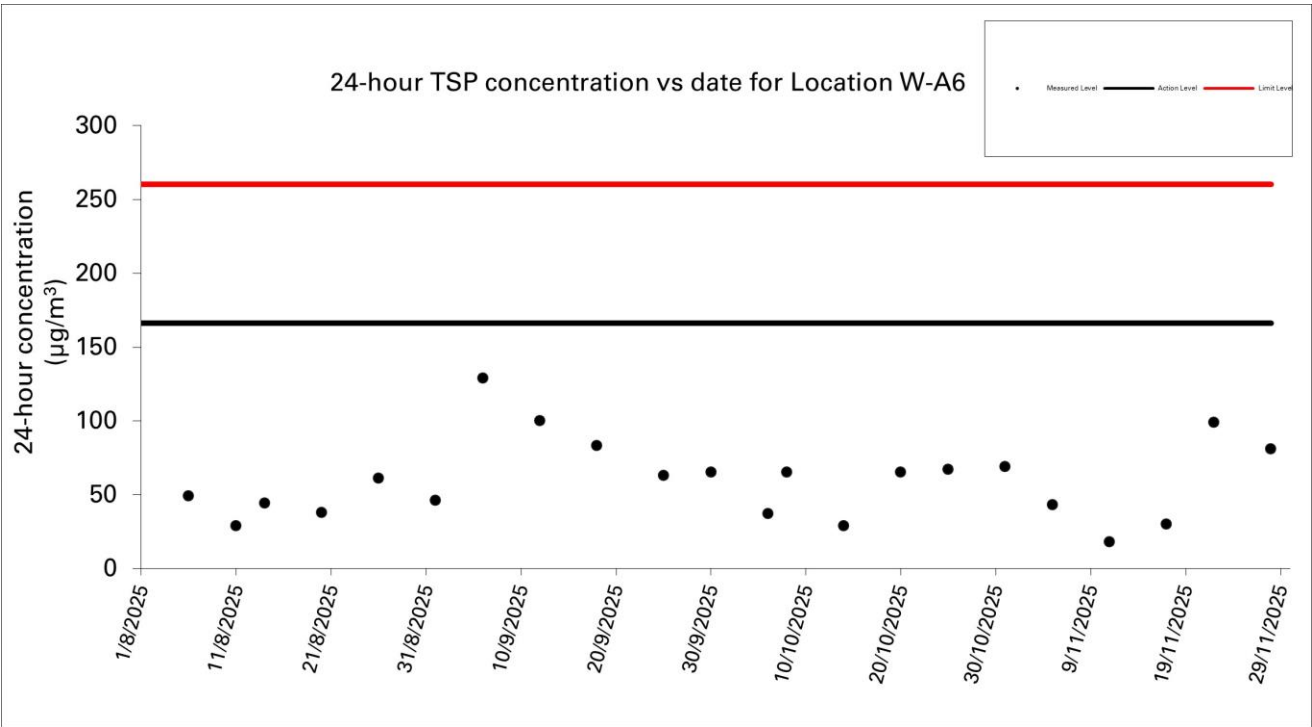
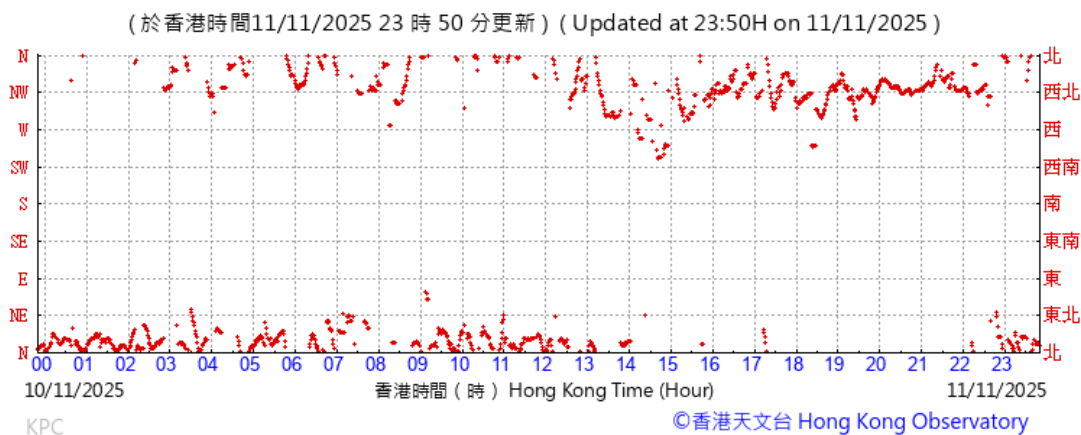
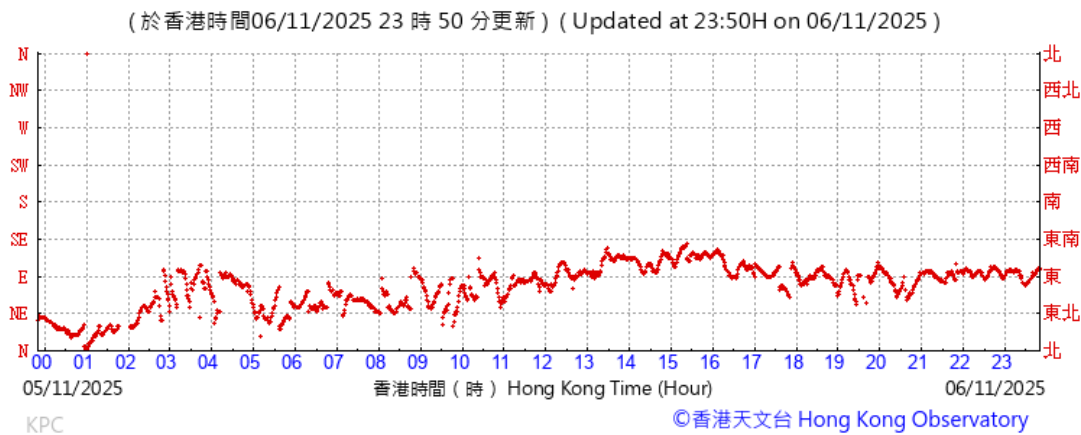
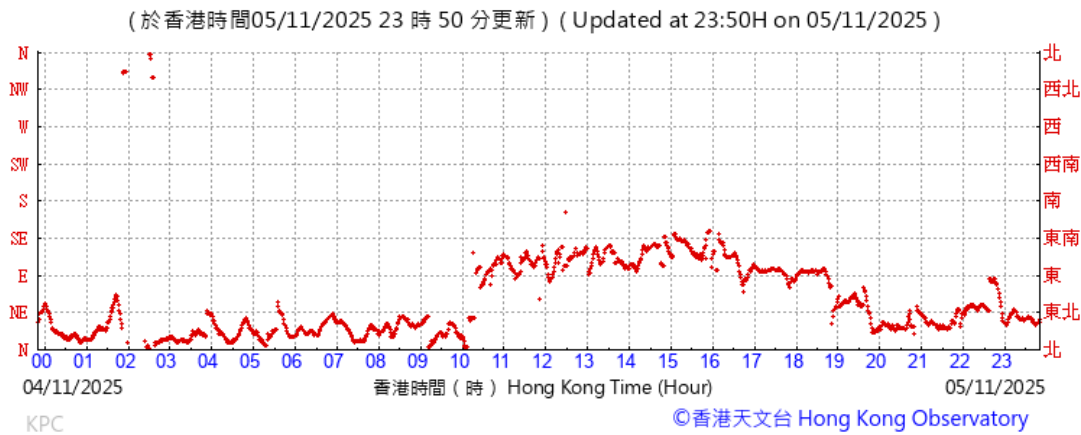
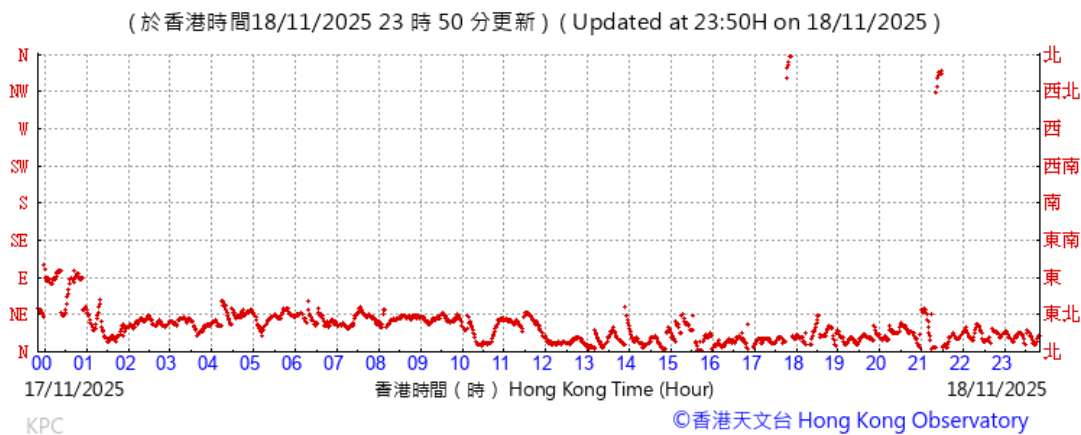
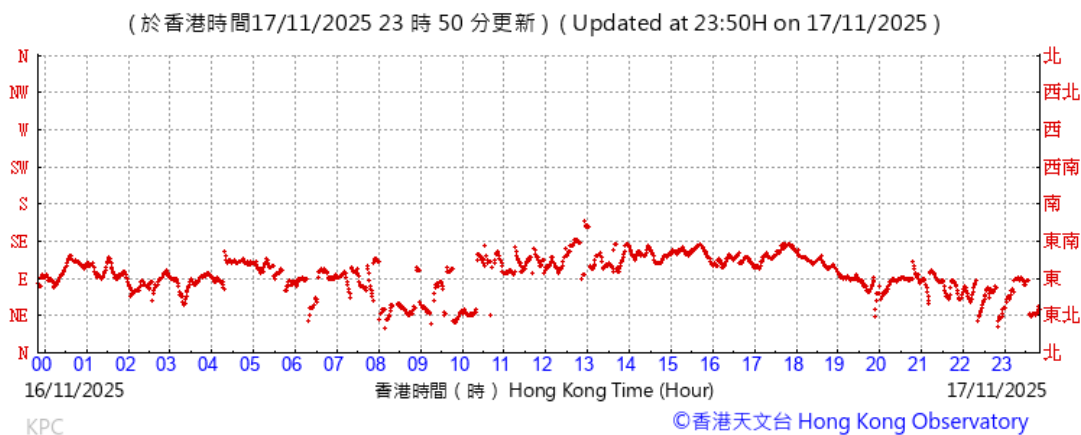
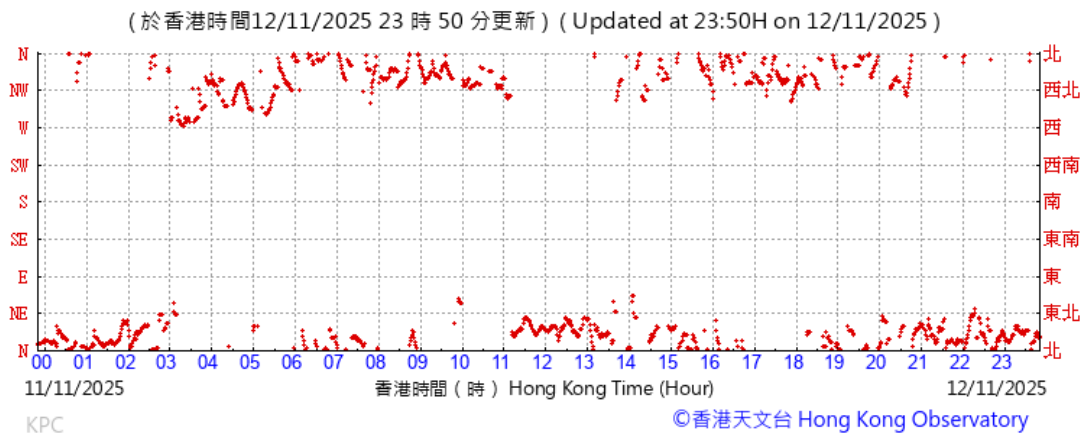
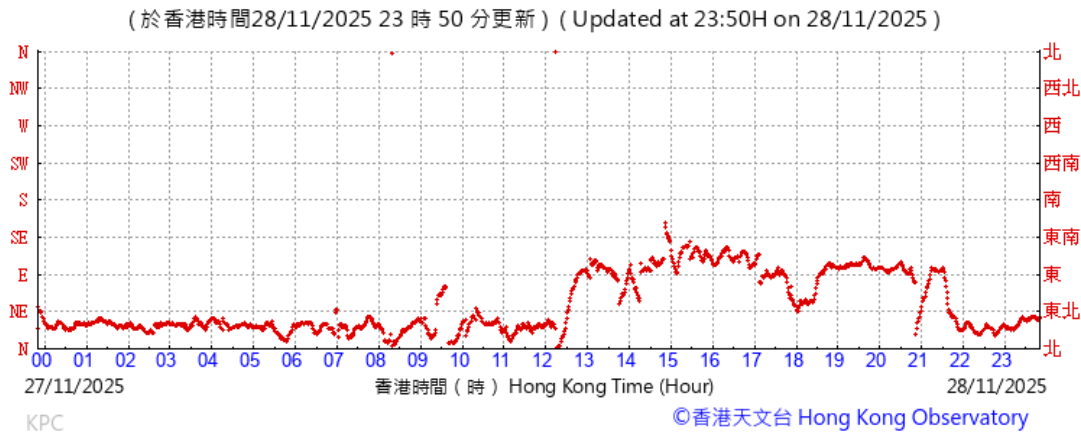
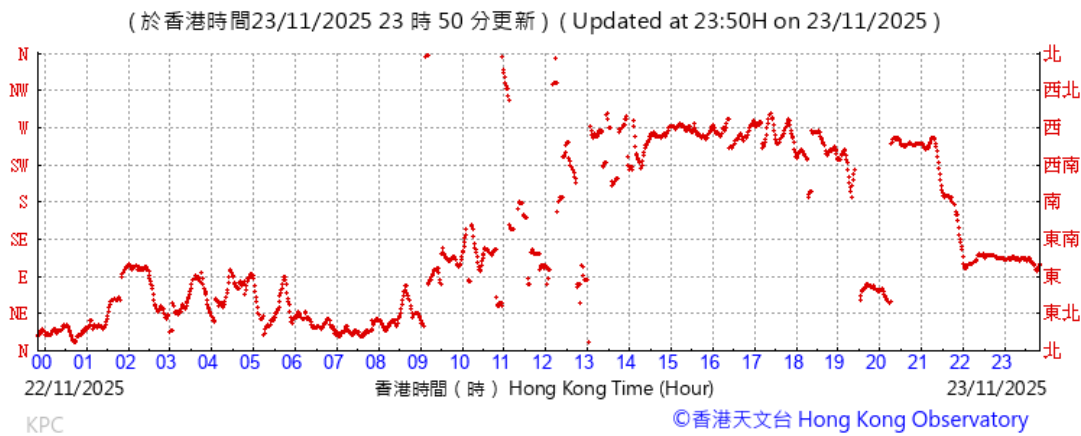
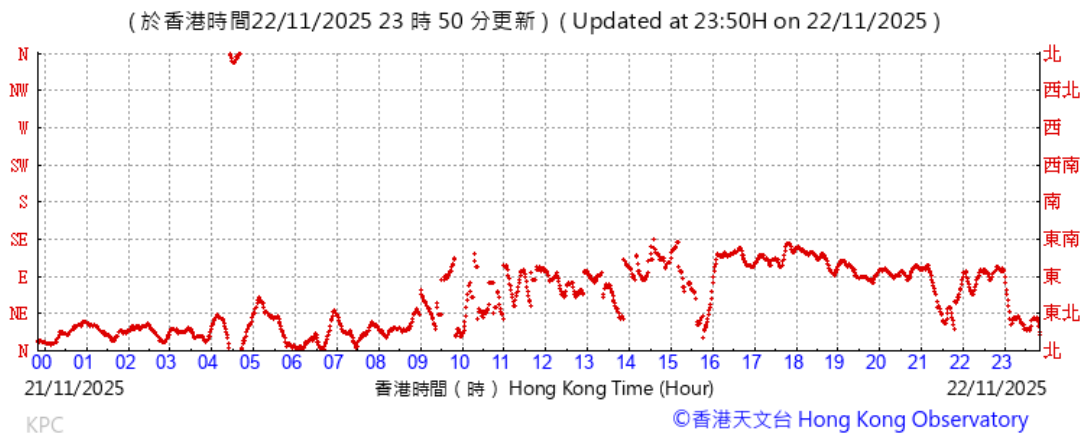


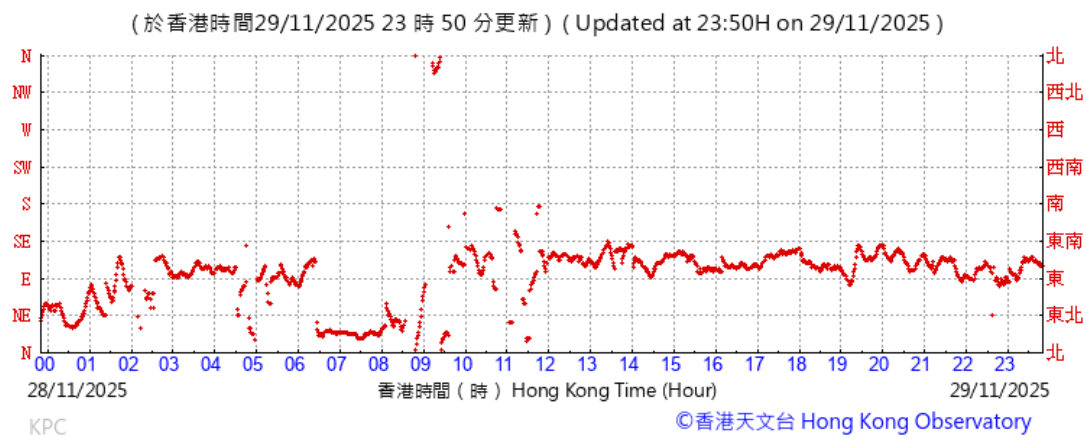
Figure 4: Graphical Illustration of Measured 24-hour TSP ($\mu\text{g}/\text{m}^3$) Levels at W-A6

Wind direction data for 05, 06, 11, 12, 17, 18, 22, 23, 28 and 29 November 2025

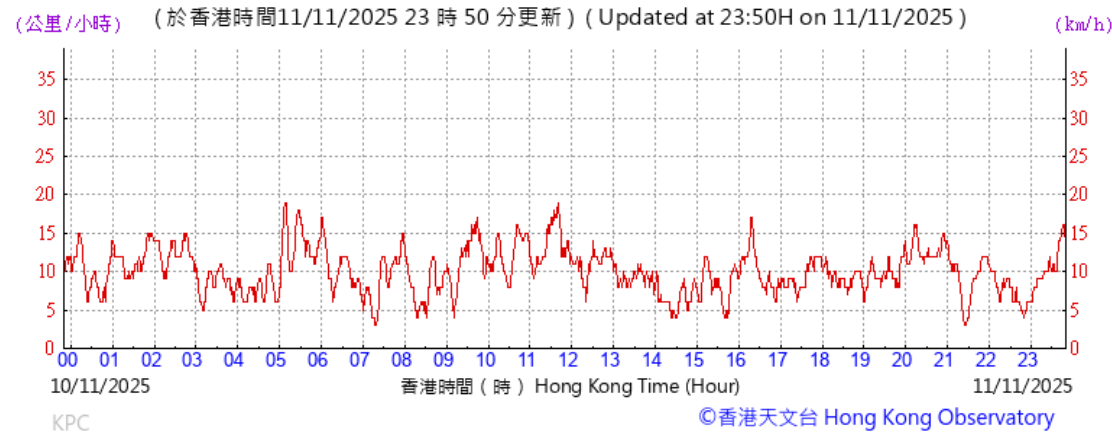
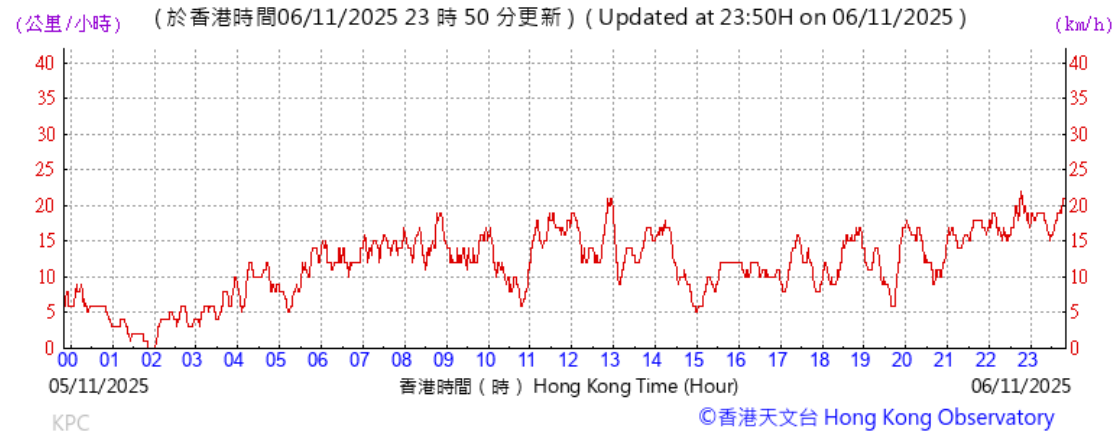
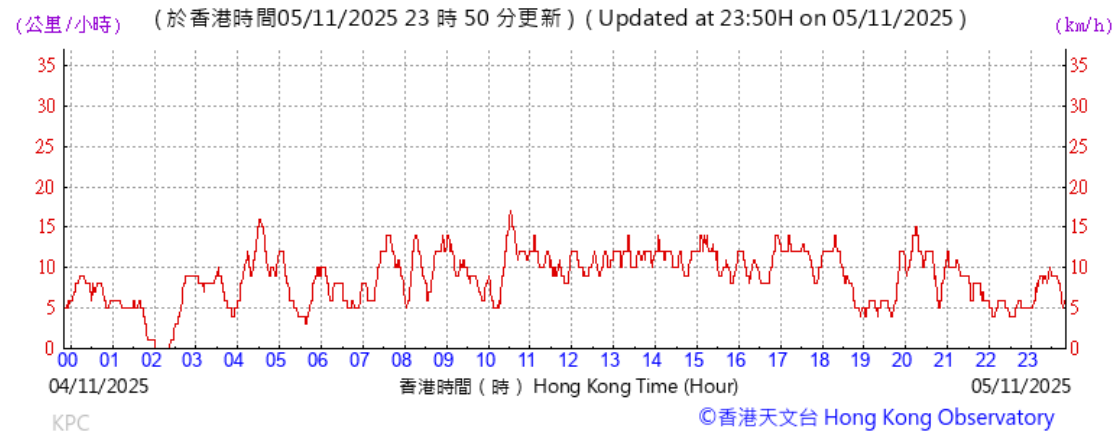


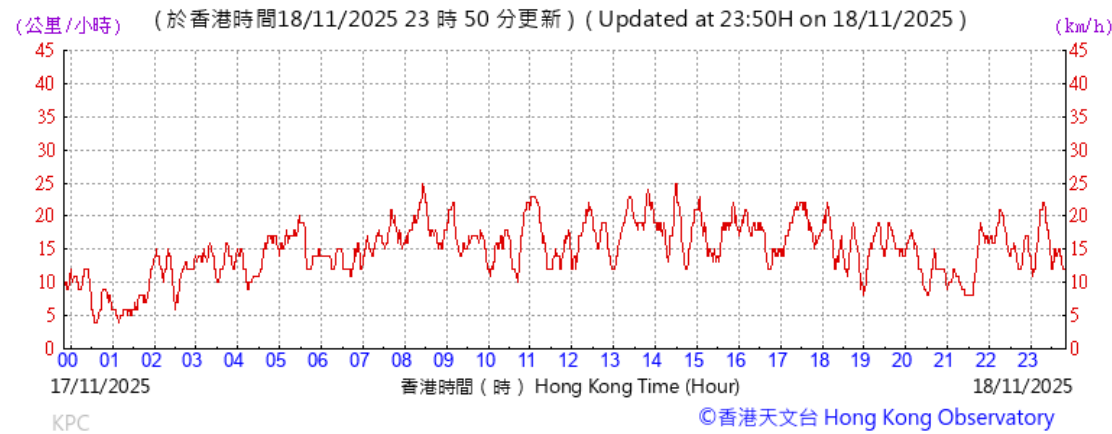
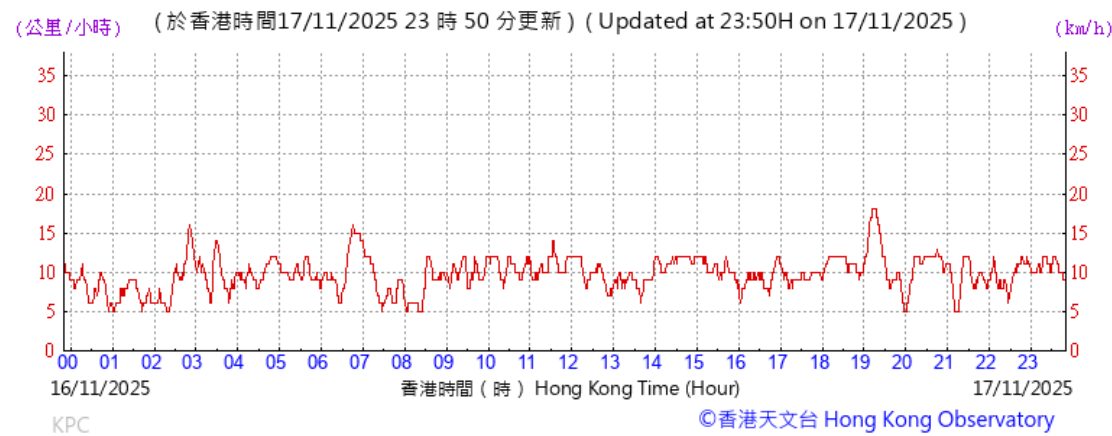
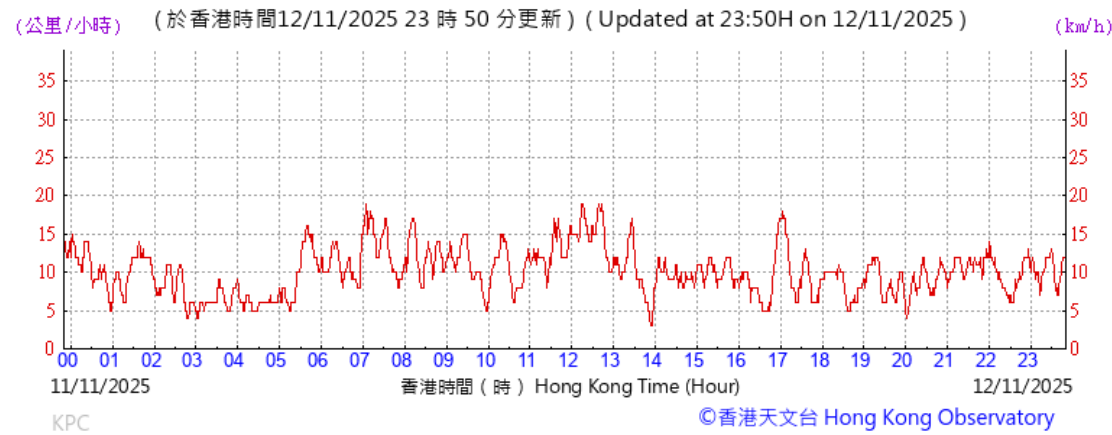


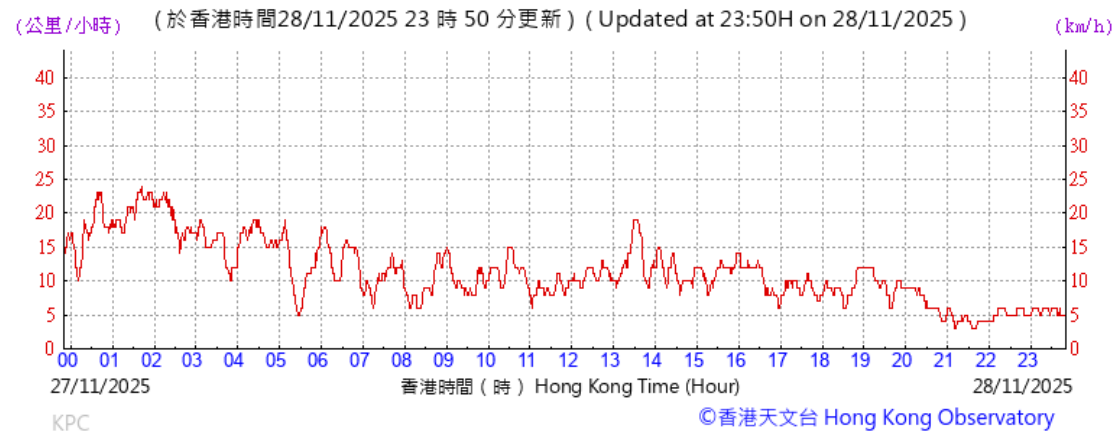
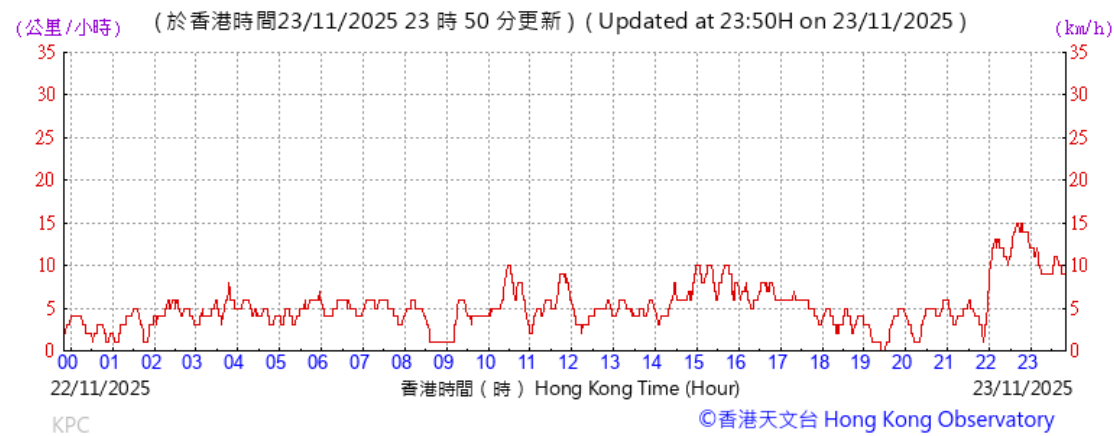
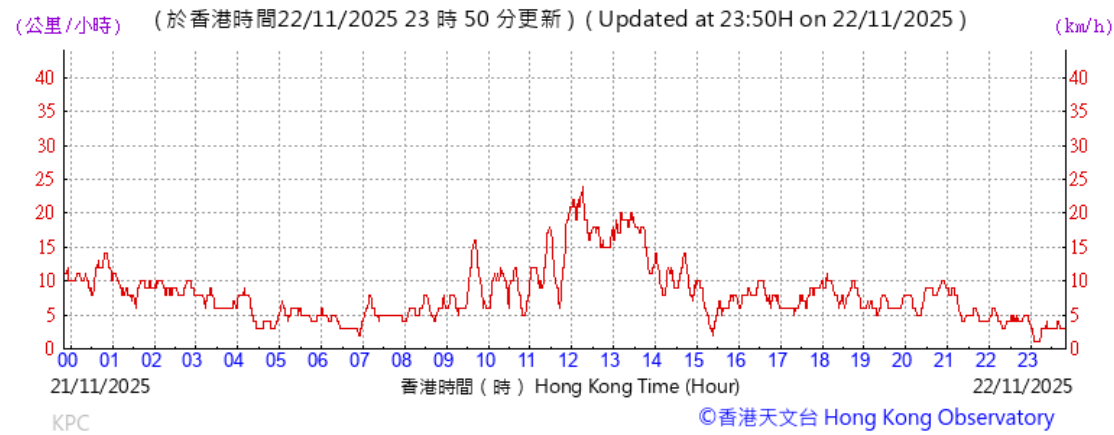


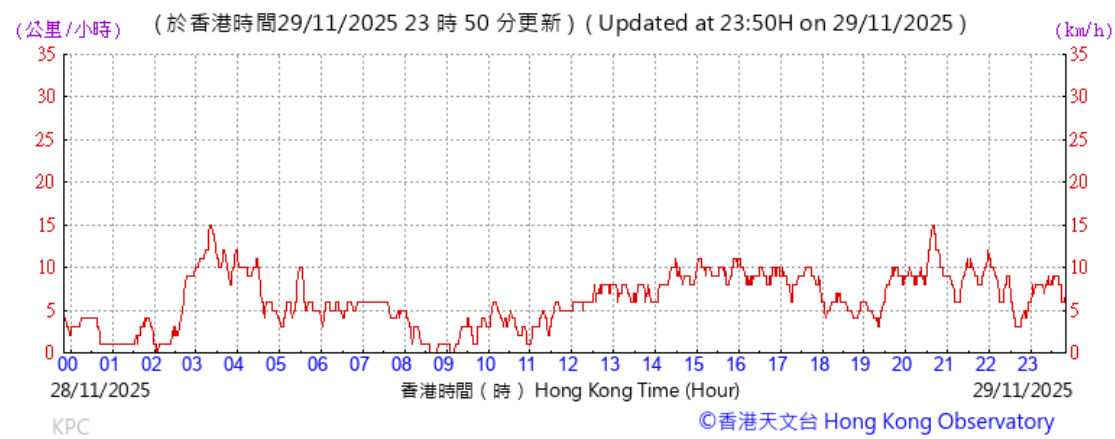


Wind speed data for 05, 06, 11, 12, 17, 18, 22, 23, 28 and 29 November 2025









Appendix M

Monitoring Data (Noise)

Location: Yau Ma Tei Catholic Primary School (Hoi Wang Road) (W-N1A)
Monitoring date: 05, 11, 17, 22, and 28 November 2025
Parameter : L_{eq} , L_{10} , L_{90}
Other Factors Nearby traffic

Noise Monitoring data:

Date	Weather	Start Time - End Time	L_{eq}	L_{10}	L_{90}	Wind speed (m/s)
05/11/2025	Fine	13:21 - 13:51	59.0	62.9	55.7	4.2
11/11/2025	Fine	10:37 - 11:07	59.2	59.9	58.6	3.1
17/11/2025	Fine	9:15 - 9:45	60.2	61.7	58.9	4.3
22/11/2025	Sunny	9:20 - 9:50	59.7	61.0	58.7	1.3
28/11/2025	Sunny	11:16 - 11:46	61.1	61.7	60.5	1.5

Remarks: Examinations were scheduled from 13 to 18 November 2025 at Yau Ma Tei Catholic Primary School during the reporting month, hence the limit level was 65 dB(A) on 17 November 2025

Location: Hydan Place (W-N18)
Monitoring date: 05, 11, 17, 22, and 28 November 2025
Parameter : L_{eq} , L_{10} , L_{90}
Other Factors Nearby traffic

Noise Monitoring data:

Date	Weather	Start Time - End Time	L_{eq}	L_{10}	L_{90}	Wind speed (m/s)
05/11/2025	Fine	9:56 - 10:26	69.1	70.8	67.3	3.5
11/11/2025	Fine	11:30 - 12:00	69.2	72.2	66.9	3.5
17/11/2025	Fine	13:45 - 14:15	68.8	71.9	67.0	4.9
22/11/2025	Sunny	13:56 - 14:26	69.3	72.1	67.7	1.7
28/11/2025	Sunny	14:27 - 14:57	69.6	72.4	67.3	2.5

Location: Prosperous Garden Block 1 (W-N25A)
Monitoring date: 05, 11, 17, 22, and 28 November 2025
Parameter : L_{eq} , L_{10} , L_{90}
Other Factors Nearby traffic

Noise Monitoring data:

Date	Weather	Start Time - End Time	L_{eq}	L_{10}	L_{90}	Wind speed (m/s)
05/11/2025	Fine	10:34 - 11:04	70.4	74.5	66.8	2.8
11/11/2025	Fine	13:23 - 13:53	70.1	72.6	67.6	2.7
17/11/2025	Fine	13:05 - 13:35	71.0	72.7	67.7	4.9
22/11/2025	Sunny	13:28 - 13:58	70.3	73.0	67.9	1.4
28/11/2025	Sunny	13:37 - 14:07	70.1	72.4	67.0	2.0

Location: The Coronation Tower 1 (W-P11)
Monitoring date: 05, 11, 17, 22, and 28 November 2025
Parameter : L_{eq} , L_{10} , L_{90}
Other Factors Nearby traffic

Noise Monitoring data:

Date	Weather	Start Time - End Time	L_{eq}	L_{10}	L_{90}	Wind speed (m/s)
05/11/2025	Fine	14:16 - 14:46	64.3	68.1	63.7	3.4
11/11/2025	Fine	9:40 - 10:10	66.7	68.6	65.5	2.9
17/11/2025	Fine	10:18 - 10:48	66.1	66.5	65.6	3.7
22/11/2025	Sunny	10:25 - 10:55	64.5	65.7	63.5	2.1
28/11/2025	Sunny	13:18 - 13:48	63.7	64.5	63.0	1.9

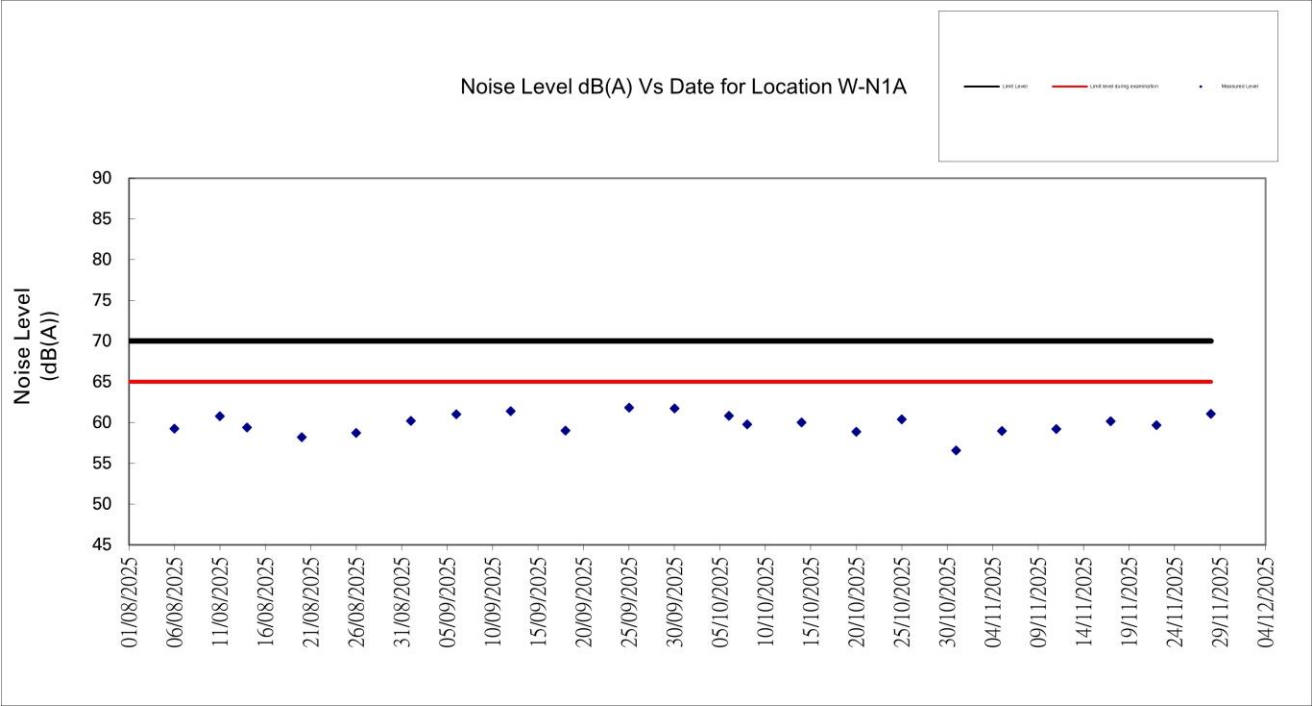


Figure 1: Graphical Illustration of Measured Noise Levels at W-N1A

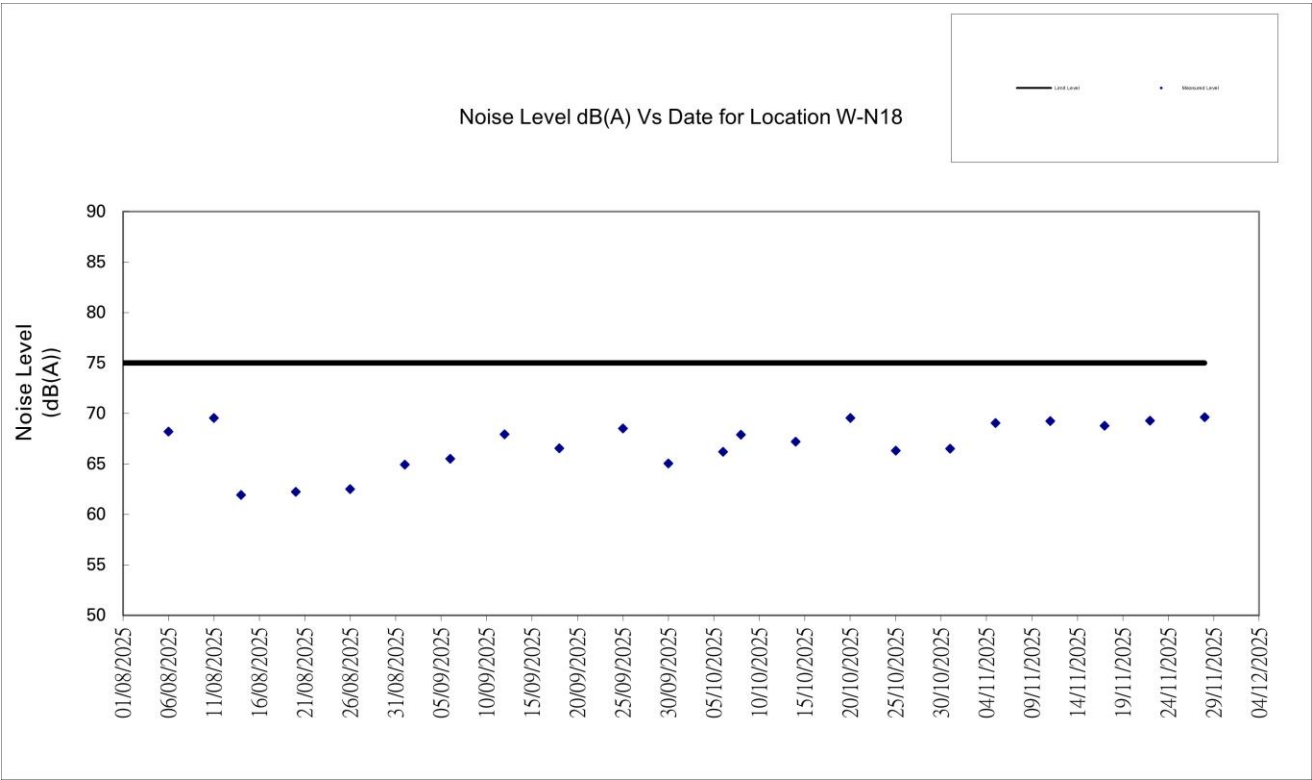


Figure 2: Graphical Illustration of Measured Noise Levels at W-N18

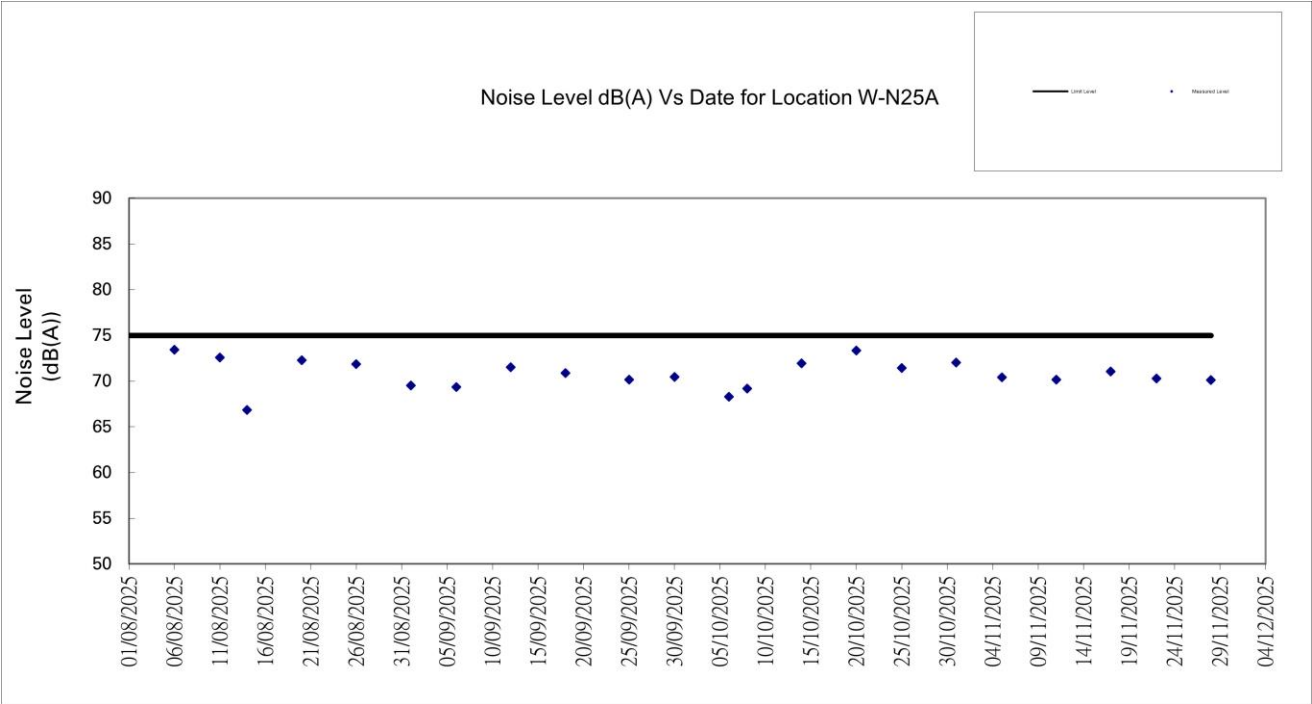


Figure 3: Graphical Illustration of Measured Noise Levels at W-N25A

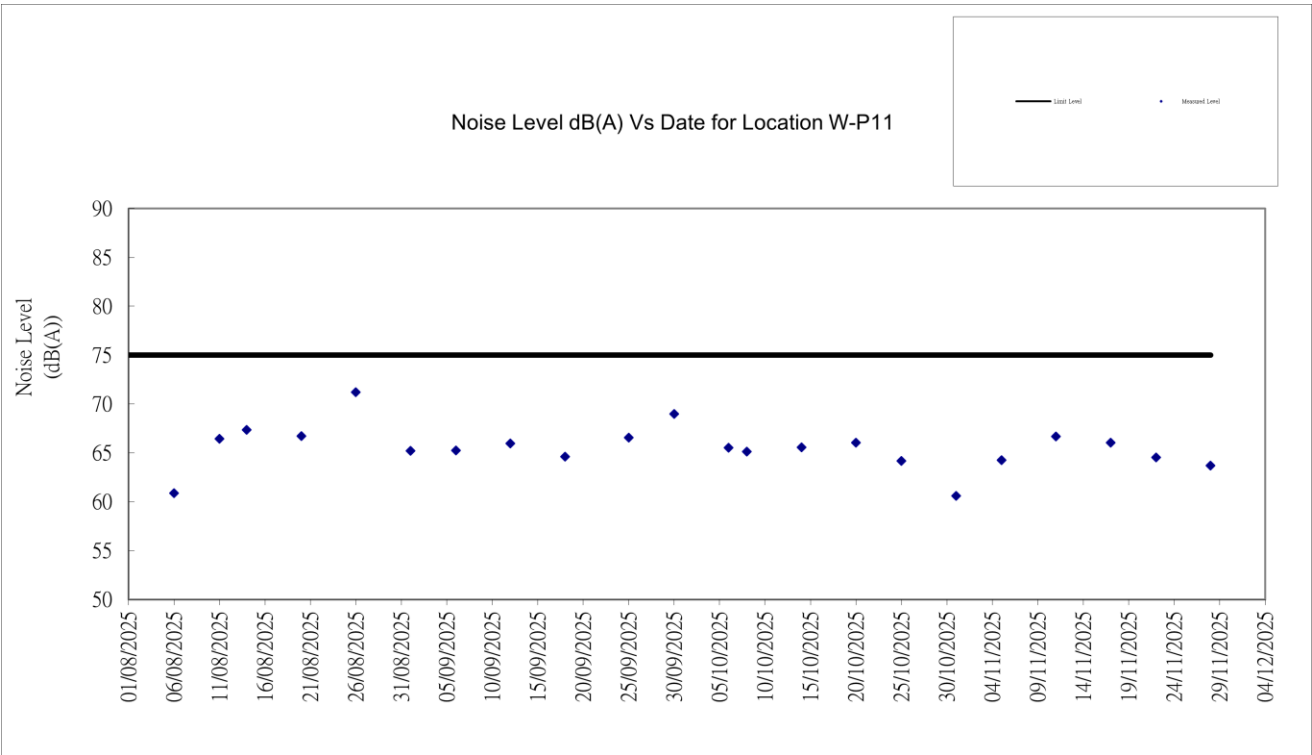


Figure 4: Graphical Illustration of Measured Noise Levels at W-P11

Appendix N

Waste Flow Table

Monthly Summary Waste Flow Table

Name of Department: Highways Department

Contract No. / Works Order No.: HY/2014/08

Monthly Summary Waste Flow Table for November 2025

[to be submitted not later than the 15th day of each month following reporting month] (All quantities shall be rounded off to 2 decimal places.)

Month	(a)=(b)+(c)+(d)+(e)+ (f)+ (g)+ (h)+ (i)+ (j)+ (k) Total Quantity Generated	Actual Quantities of <u>Inert</u> Construction Waste Generated Monthly				
		(b) Hard Rock and Large Broken	(c) Reused in the Contract	(d) Reused in other Projects	(e) Disposed of as Public Fill	(f) Imported Fill
	(in 'tonnes)	(in 'tonnes)	(in 'tonnes)	(in 'tonnes)	(in 'tonnes)	(in 'tonnes)
Jan-25	13132.80	540.30	0.00	1156.60	1303.10	9936.80
Feb-25	20719.10	156.90	0.00	0.00	568.90	19863.00
Mar-25	22668.26	501.20	0.00	0.00	1613.20	20461.30
Apr-25	20858.50	347.20	0.00	0.00	112.10	19984.10
May-25	16744.61	337.20	0.00	0.00	343.50	15932.80
Jun-25	8480.70	378.10	0.00	0.00	361.00	7640.90
Sub-total	102603.97	2260.90	0.00	1156.60	4301.80	93818.90
Jul-25	5121.60	351.60	0.00	0.00	732.60	3930.60
Aug-25	3578.00	196.50	343.10	0.00	679.60	2191.00
Sep-25	5784.50	297.10	0.00	0.00	376.40	4944.10
Oct-25	5207.60	475.60	0.00	0.00	1007.20	3560.70
Nov-25	3476.20	439.90	0.00	0.00	658.80	2180.40
Dec-25						
Total	125771.87	4021.60	343.10	1156.60	7756.40	110625.70
2018	51057.90	0.00	0.00	0.00	47715.60	2877.40
2019	112830.10	541.00	1523.80	13525.00	93132.90	3155.60
2020	193021.92	58778.00	1205.60	19108.60	112556.80	0.00
2021	104679.02	6461.30	1393.70	1144.70	92950.20	1542.90
2022	114787.22	3600.50	1804.50	18471.20	90202.70	0.00
2023	192946.67	73219.70	1670.00	20008.60	96991.50	0.00
2024	282726.21	52152.28	25269.83	70408.56	128027.11	4773.80
Accumulated Total	1177820.91	198774.38	33210.53	143823.26	669333.21	122975.40

Month	Actual Quantities of Non-inert Construction Waste Generated Monthly								
	(g) Metals		(h) Paper/ cardboard packaging		(i) Plastics		(j) Chemical Waste		(k) Others, e.g. General Refuse disposed at Landfill
	(in '000kg)		(in '000kg)		(in '000kg)		(in '000kg)		(in 'tonnes)
	generated	recycled	generated	recycled	generated	recycled	generated	recycled	generated
Jan-25	0.00	0.00	0.00	0.40	0.00	0.00	0.00	0.00	195.60
Feb-25	0.00	1.60	0.00	0.00	0.00	0.00	0.00	0.00	128.70
Mar-25	0.00	2.10	0.00	0.26	0.00	0.00	0.00	0.00	90.20
Apr-25	0.00	332.00	0.00	0.80	0.00	0.00	0.00	0.00	82.30
May-25	0.00	71.90	0.00	0.00	0.00	0.01	0.00	0.00	59.20
Jun-25	0.00	28.10	0.00	0.00	0.00	0.00	0.00	0.00	72.60
Sub-total	0.00	435.70	0.00	1.46	0.00	0.01	0.00	0.00	628.60
Jul-25	0.00	25.80	0.00	0.00	0.00	0.00	0.00	0.00	81.00
Aug-25	0.00	91.80	0.00	0.80	0.00	0.00	0.00	0.00	75.20
Sep-25	0.00	48.20	0.00	0.00	0.00	0.00	0.00	0.00	118.70
Oct-25	0.00	61.40	0.00	0.20	0.00	0.000	0.00	0.00	102.50
Nov-25	0.00	0.00	0.00	0.00	0.00	0.00	0.00	0.00	197.10
Dec-25									
Total	0.00	662.90	0.00	2.46	0.00	0.01	0.00	0.00	1203.10
2018	28.40	0.00	0.00	0.00	0.00	0.00	2.00	0.00	434.50
2019	0.00	9.10	3.40	6.80	0.00	0.00	5.20	0.00	927.30
2020	69.20	0.00	3.30	0.00	0.02	0.00	25.30	0.00	1275.10
2021	30.20	0.00	4.80	0.00	0.02	0.00	25.50	0.00	1125.70
2022	108.60	0.00	3.30	0.40	0.02	0.00	1.20	0.00	594.80
2023	0.00	65.70	0.00	2.71	0.00	0.06	0.00	0.00	988.40
2024	0.00	143.41	0.00	5.28	0.00	0.81	0.00	4.00	1941.13
Accumulated Total	236.40	881.11	14.80	17.65	0.06	0.88	59.20	4.00	8490.03

Appendix O

Statistics on Complaint, Notifications of Summons and Successful Prosecutions

Statistical Summary of Exceedances

Air Quality		
Reporting Period	Action Level	Limit Level
1 – 30 November 2025	0	0
Noise		
Reporting Period	Action Level	Limit Level
1 – 30 November 2025	7	0

Statistical Summary of Environmental Complaints

Reporting Period	Environmental Complaint Statistics		
	Frequency	Cumulative	Complaint Nature
1 – 30 November 2025	7	189	Noise Impact

Statistical Summary of Environmental Non-compliance

Reporting Period	Environmental Non-compliance Statistics		
	Frequency	Cumulative	Details
1 – 30 November 2025	0	2	N/A

Statistical Summary of Environmental Summons

Reporting Period	Environmental Summons Statistics		
	Frequency	Cumulative	Details
1 – 30 November 2025	0	1	N/A

Statistical Summary of Environmental Prosecution

Reporting Period	Environmental Prosecution Statistics		
	Frequency	Cumulative	Details
1 – 30 November 2025	0	0	N/A

Appendix P

Monitoring Schedule of the Coming Month




Impact Monitoring Schedule for YMTE						
Dec-25						
Sun	Mon	Tue	Wed	Thu	Fri	Sat
	1	2	3	4 Impact Air monitoring for W-A6 &W-A1 Noise monitoring for W-N1A, W-P11,W-N18 & W-N25A	5	6
7	8	9	10 Impact Air monitoring for W-A6 &W-A1 Noise monitoring for W-N1A, W-P11,W-N18 & W-N25A	11	12	13
14	15	16 Impact Air monitoring for W-A6 &W-A1 Noise monitoring for W-N1A, W-P11,W-N18 & W-N25A	17	18	19	20
21	22 Impact Air monitoring for W-A6 &W-A1 Noise monitoring for W-N1A, W-P11,W-N18 & W-N25A	23	24	25	26	27 Impact Air monitoring for W-A6 &W-A1 Noise monitoring for W-N1A, W-P11,W-N18 & W-N25A
28	29	30	31			

Appendix Q

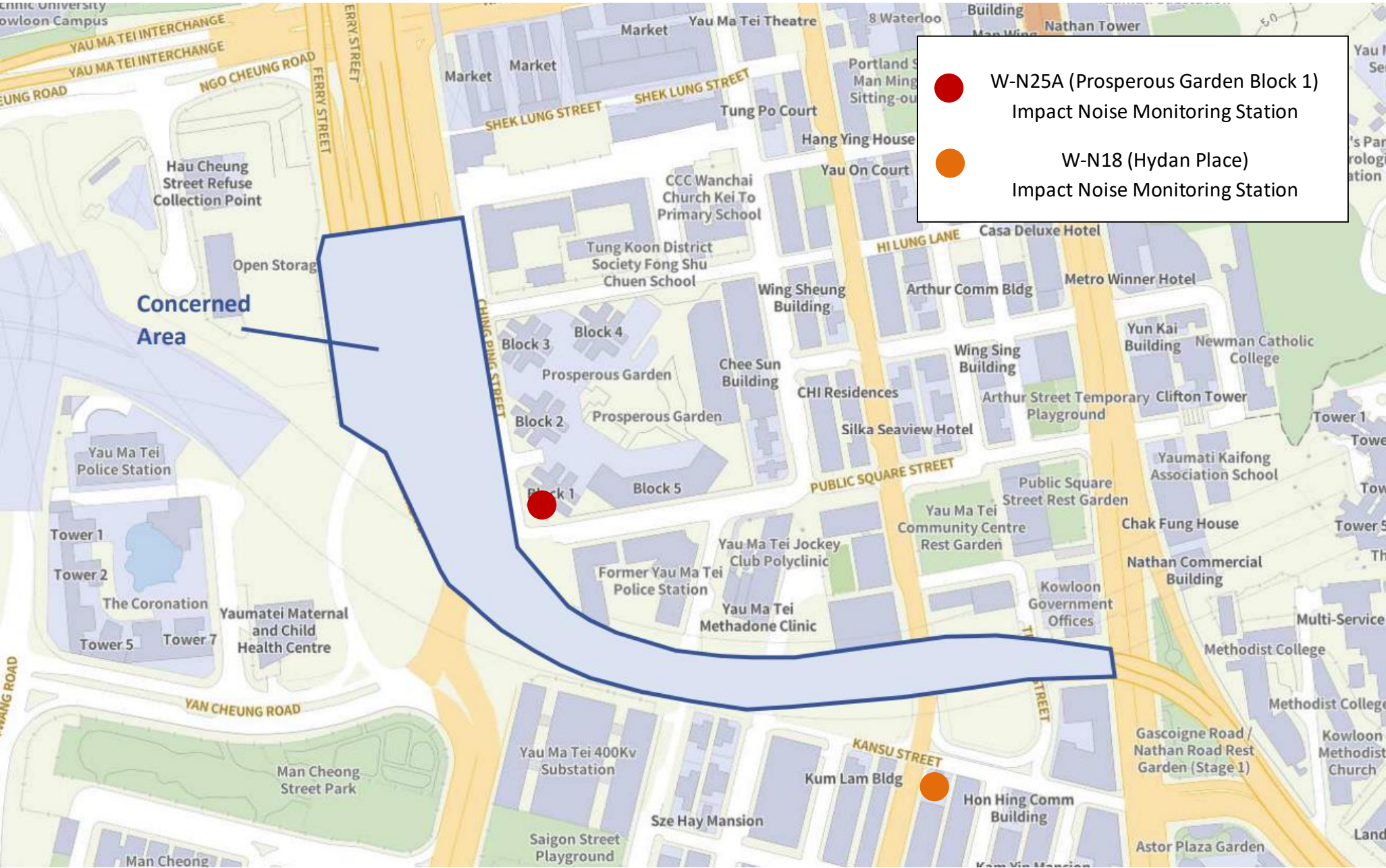
Interim Report for the Complaint

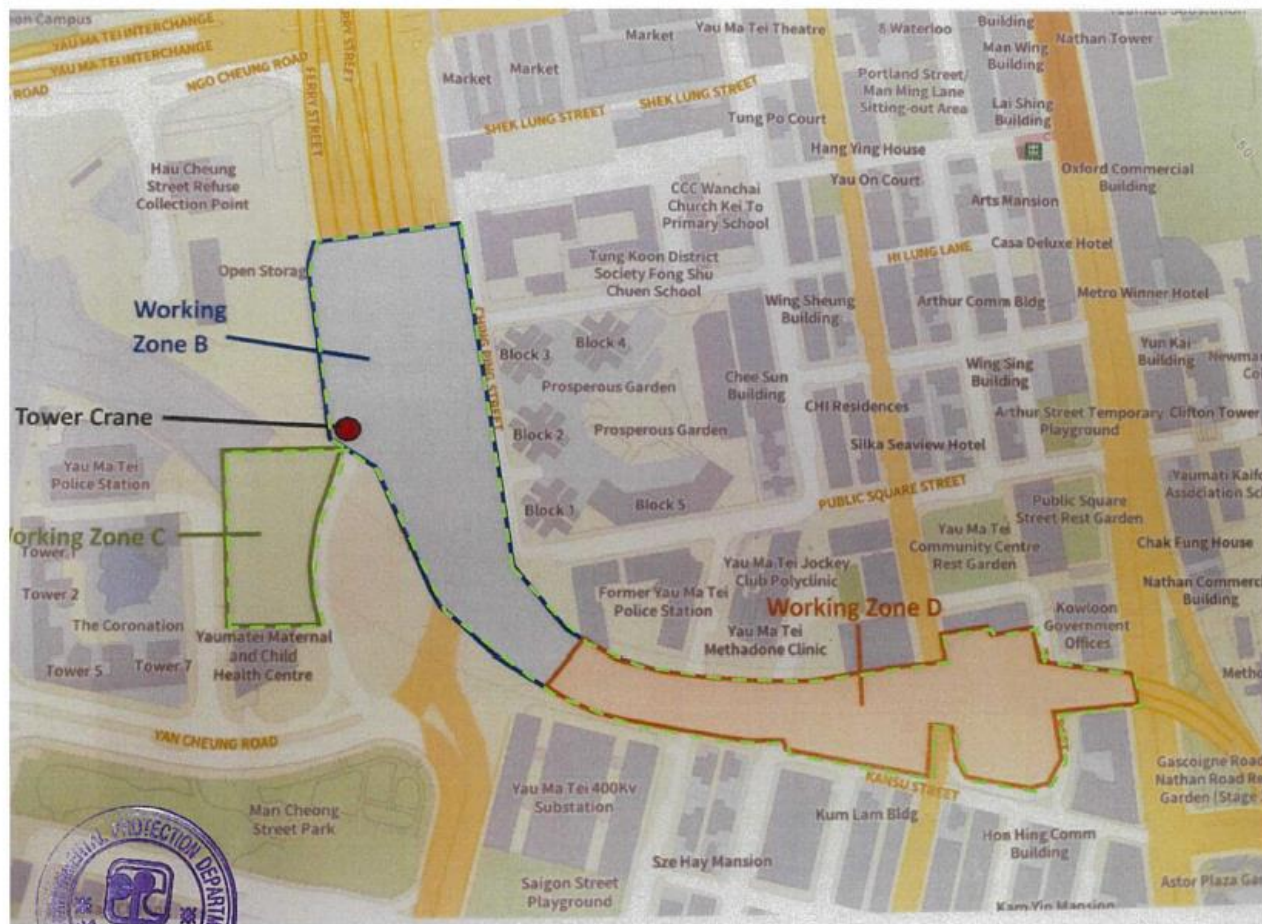
Interim Report on Environmental Complaint

Project	Central Kowloon Route, Yau Ma Tei East Section						
Complaint Code	EC183-CKRYMTE20251103_001						
Complaint description	The complaint lodged on 30 October 2025 was referred to the Contractor and the Environmental Team (ET) by the EPD on 3 November 2025. It was concerned about the construction noise from the site area at the Gascoigne Road Flyover and the Ferry Street Flyover on the complaint date. Since the complainant did not specify a particular time of concern, daytime and nighttime works carried out on 30 October 2025 were investigated.						
Parameter	Construction Noise						
Investigation finding	<p>The complaint was concerned about the construction noise received by the complainant from the site area at Gascoigne Road Flyover and Ferry Street Flyover ^[1]. On the date of complaint, nighttime work was conducted at the concerned site area from 12:00 AM to 6:00 AM, and daytime work was conducted there from 8:00 AM to 6:00 PM.</p> <p><u>Nighttime Work</u></p> <p>The construction of the noise enclosure was conducted at Gascoigne Road Flyover and Ferry Street Flyover during nighttime on 30 October 2025. For construction works undertaken within restricted hours, Construction Noise Permits (CNP) have been applied by the Contractor. The work was covered by a valid CNP granted by the EPD (Permit No.: GW-RE1192-25) with a valid period between 1 October 2025 to 31 December 2025. Advance notification of CNP ^[2] had been submitted to the EPD via the online system within 14 days but not less than 48 hours before the commencement of work.</p> <p>The Powered Mechanical Equipment (PMEs) used for works conducted at nighttime include the following:</p> <table border="1"> <thead> <tr> <th>Working Zone</th><th>PME(s)</th></tr> </thead> <tbody> <tr> <td>B & D</td><td> <ul style="list-style-type: none"> 2 Lorries, with crane, 5.5 tonne < gross vehicle weight ≤ 38 tonne 1 Crane, mobile (diesel), with Quality Powered Mechanical Equipment Label showing a Sound Power Level of ≤ 107 dB(A) 1 Crane, mobile (diesel), with Quality Powered Mechanical Equipment Label showing a Sound Power Level of ≤ 104 dB(A) 14 Cherry Pickers </td></tr> <tr> <td>B</td><td> <ul style="list-style-type: none"> 1 Crane, tower (electric) </td></tr> </tbody> </table> <p>According to the CNP, the above PMEs were approved to operate in their respective Working Zones during the permitted hours listed in the CNP. As confirmed by the Contractor, noise mitigation measures were implemented on site, which include covering the power generating parts of the PMEs using acoustic sheds and switching off all idling PMEs as per the requirements in CNP ^[3]. All PMEs that were used on site were well-functioned. The PMEs listed in the table above were not in operation during any construction work covered by the CNP with permit no. GW-RE0903-25.</p> <p><u>Daytime Work</u></p> <p>According to the site records, rebar fixing and the erection of formwork were carried out at Gascoigne Road Flyover and welding works were carried out at Ferry Street Flyover during the daytime of 30 October 2025. The works were conducted within permitted hours (i.e. 7:00 AM – 7:00 PM on normal weekdays) under the stipulated Noise Control Ordinance (NCO) requirement during the investigation period. The PMEs used at the concerned site area on the complaint date were three welding machines.</p> <p>Regular noise impact monitoring was conducted on 25 October 2025, and no exceedance of limit level for noise impact monitoring^[4] was recorded on the monitoring date at the two nearest noise monitoring stations (i.e. W-N25A (Prosperous Garden Block 1) and W-</p>	Working Zone	PME(s)	B & D	<ul style="list-style-type: none"> 2 Lorries, with crane, 5.5 tonne < gross vehicle weight ≤ 38 tonne 1 Crane, mobile (diesel), with Quality Powered Mechanical Equipment Label showing a Sound Power Level of ≤ 107 dB(A) 1 Crane, mobile (diesel), with Quality Powered Mechanical Equipment Label showing a Sound Power Level of ≤ 104 dB(A) 14 Cherry Pickers 	B	<ul style="list-style-type: none"> 1 Crane, tower (electric)
Working Zone	PME(s)						
B & D	<ul style="list-style-type: none"> 2 Lorries, with crane, 5.5 tonne < gross vehicle weight ≤ 38 tonne 1 Crane, mobile (diesel), with Quality Powered Mechanical Equipment Label showing a Sound Power Level of ≤ 107 dB(A) 1 Crane, mobile (diesel), with Quality Powered Mechanical Equipment Label showing a Sound Power Level of ≤ 104 dB(A) 14 Cherry Pickers 						
B	<ul style="list-style-type: none"> 1 Crane, tower (electric) 						

	<p>N18 (Hydan Place))^[1]. According to the weekly site inspection record on 30 October 2025, no non-compliance in the aspect of construction noise was observed, which proper site practices and measures were implemented on site.</p> <p>As confirmed by the contractor, proper noise mitigation measures were implemented by the contractor in accordance with the approved Environmental Monitoring & Audit (EM&A) manual and the recommendations outlined in the Environmental Impact Assessment (EIA) Report. Mitigation measures implemented included switching off idling machines and plants, and arranging for the intermittent use of noisy PMEs.</p> <p>Upon consideration of the fulfillment of the stipulated requirements by the contractor for the approved Environmental Monitoring & Audit (EM&A) manual and the valid CNP, it is concluded that there was no non-compliance regarding the construction noise impact associated with the Project's work conducted on 30 October 2025.</p>	
Actions taken / to be taken	<p>The Contractor has adhered to the stipulated requirements outlined in the EM&A manual and the valid CNP. Mitigation measures have been implemented to minimize any nuisance to the public.</p> <p>The following additional remediation measures have been taken:</p> <ul style="list-style-type: none"> • Arranging works to be completed as soon as possible to minimize nuisance to the public • Carrying out site inspection to ensure all PMEs are well-maintained and in proper function to avoid excessive noise • Providing training to workers on using PME carefully to minimize noise caused 	
Remarks (Shown in next pages)	<ol style="list-style-type: none"> 1. Layout of the concerned site area & Working Zone Layout of CNP GW-RE1192-25 2. Record of Advance Notification to EPD via online system 3. Site photos of noise mitigation measures 4. Results of noise impact monitoring on 25 October 2025 	
Prepared by ET (Acuity Sustainability Consulting Limited)	Natalie Wong	
Reviewed by ETL (Acuity Sustainability Consulting Limited)	Kevin Li	
Verified by IEC (ERM-Hong Kong, Limited)	Mandy To	
Date	06 November 2025	

Remark 1: Layout of the concerned site area & Working Zone Layout of CNP GW- RE1192-25





環境保護署

Environmental Protection Department

噪音管制監督

Noise Control Authority

圖例 Legend

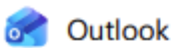
 建築地盤 Construction Site

建築噪音許可證編號 GW-RE1192-25 的附圖 2

Plan 2 attached to Construction Noise Permit No. GW-RE1192-25

比例 Scale

Remark 2: Record of Advance Notification to EPD via online system



[Acknowledgement] GW-RE1192-25 Yau Tsim Mong

From Online Submission for Advance Notification of CNPs <admin@nco-emergencywork.hk>

Date Thu 10/23/2025 2:49 PM

To Lee Wan Chung, Leo <leo.lee@buildking.hk>

CAUTION: This email originated from outside of the company. DO NOT click links or open attachments unless you recognise the sender [Allow sender](#) | [Block sender](#) | [Report](#)

This email acknowledges your advance notification submitted at 23/10/2025 on 14:48.
Information appended below:

CNP No. :	GW-RE1192-25
Date and time of receiving notification :	23/10/2025 14:48:15
Notification Ref :	GW-RE1192-25-029
CNP holder :	Build King - SK ecoplant Joint Venture
Location of Work :	
- District :	Yau Tsim Mong
- Affected TPUs :	221,225,226,228,229,252,253

Details of work :

Details Location of Work	Date & Time	Details of work program
Road Sections of Ferry Street (from Waterloo Road to Kansu Street) to Road Sections of West Kowloon Corridor and Gascoigne Road Flyover (from Boundary Street to Wylie Road), Kowloon	Start:: 29/10/2025 07:00 End:: 30/10/2025 07:00	1. TTA Implementation 2. Construction Activities 3. Road Reinstatement

Company Details (Contact) :	
Name of company conducting the work :	Build King - SK ecoplant Joint Venture
Name & title of responsible person :	Bosco Lee/ Construction Manager
Fax number :	
Telephone number :	98363402
Email :	leo.lee@buildking.hk

Remark 3: Site photos of noise mitigation measures






Remark 4: Results of noise impact monitoring on 25 October 2025

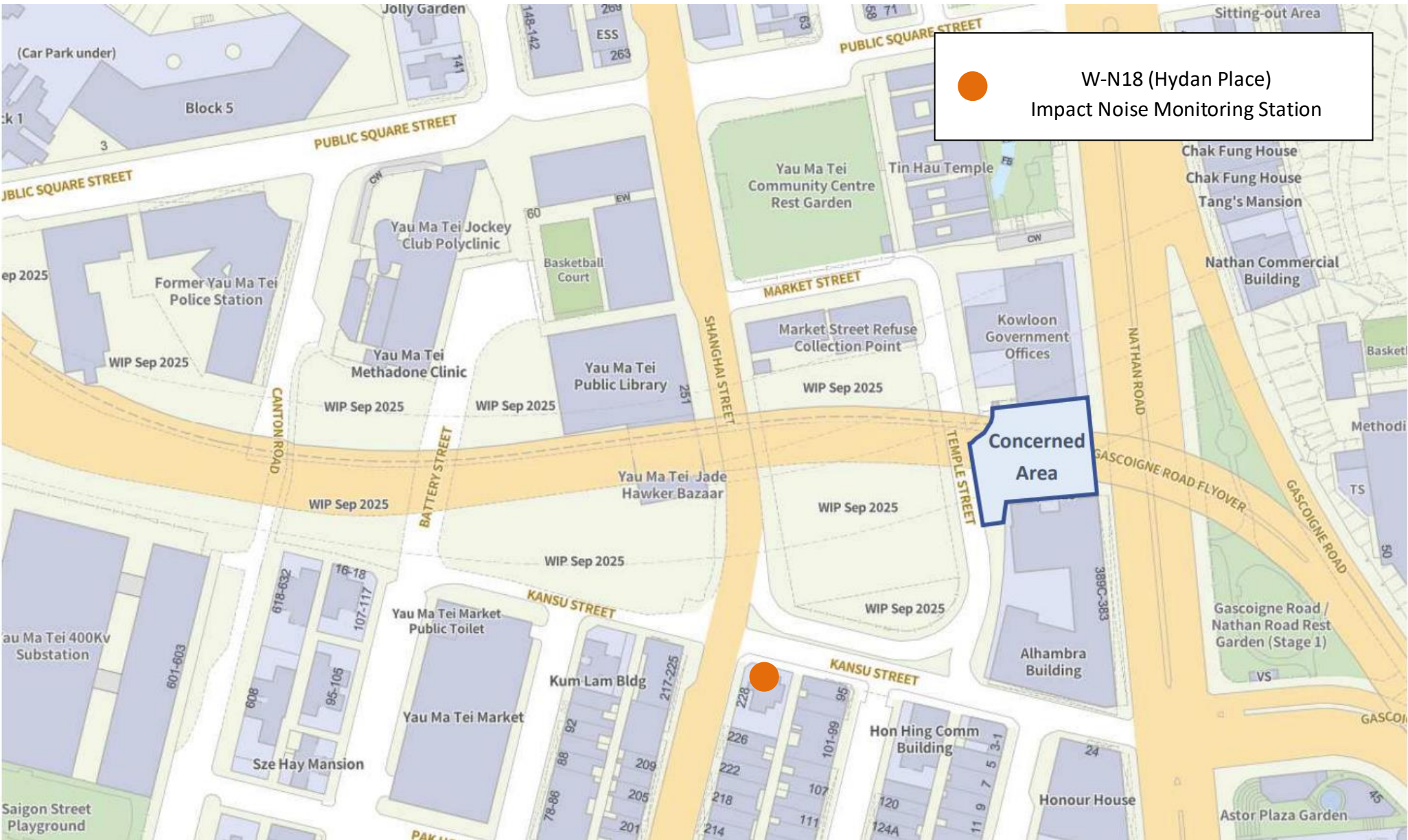
Date	Monitoring Station		Weather	Start Time	-	End Time	L _{eq} (dB)	Limit Level (dB)
25/10/2025	W-N25A	Prosperous Garden Block 1	Fine	15:02	-	15:32	71.4	75
25/10/2025	W-N18	Hydan Place	Fine	13:30	-	14:00	66.3	75

Interim Report on Environmental Complaint

Project	Central Kowloon Route, Yau Ma Tei East Section
Complaint Code	EC184-CKRYMTE20251103_001
Complaint description	The 1823 complaint case made on 30 and 31 October 2025 was referred to the Contractor and Environmental Team (ET) on 3 and 4 November 2025, about the construction noise from the site area beneath Gascoigne Road Flyover on 30 and 31 October 2025. The investigation period for the complaint case was from 30 to 31 October 2025.
Parameter	Construction Noise
Investigation finding	<p>The complaint concerned the construction noise the complainant received from the site area under Gascoigne Road Flyover, near Kowloon Government Offices ^[1].</p> <p>According to the site records, the major construction work carried out at the area of concern on 30 October 2025 was the removal of surface concrete at Pier 7, which was conducted from 2:00 PM to 5:00 PM. On 31 October 2025, bridge deck removal works were carried out above the concerned area at Pier 7, which was conducted from 8:00 AM to 5:00 PM. The works conducted on both days were within the permitted hours (i.e. 7:00 AM-7:00 PM on normal weekdays) under the stipulated Noise Control Ordinance (NCO) requirement. The Powered Mechanical Equipment (PME) used for the construction works at the concerned area on both days during the specified time was an excavator mounted breaker.</p> <p>Regular noise impact monitoring works were conducted on 25 and 31 October 2025, and no exceedance of limit level in noise impact monitoring ^[2] was recorded on the monitoring dates at the nearest noise monitoring station (i.e. W-N18 (Hydan Place)) ^[1]. According to the weekly site inspection record on 30 October 2025, no non-compliance in the aspect of construction noise was observed, which proper site practices and measures were implemented on site.</p> <p>As confirmed by the contractor, proper noise mitigation measures have been implemented by the contractor at the area concerned in the investigation period with reference to the approved Environmental Monitoring & Audit (EM&A) manual and suggestion listed in the Environmental Impact Assessment (EIA) Report. Mitigation measures ^[3] implemented included covering the power generating parts of the PME with acoustic sheds, switching off idling machines and plants on site, arranging to use the noisy PMEs intermittently if possible, and arranging to complete the work as quickly as possible to minimize nuisance to the public.</p> <p>Upon consideration of the fulfillment of stipulated requirements by the Contractor in accordance with the EM&A manual, it is concluded that there was no non-compliance of the Project regarding noise quality impact from the construction site.</p>
Actions taken / to be taken	<p>The Contractor has adhered to the requirements stipulated in the EM&A manual and as suggested in the EIA report. Additional measures have been implemented to minimize nuisance to the public:</p> <ul style="list-style-type: none"> • Providing regular maintenance for PME by the Contractor to prevent abnormal noise from malfunctioning mechanical components • Carrying out regular site inspection to ensure that all PMEs are well maintained and functioning properly to avoid excessive noise generation • Providing induction/ refresher training and toolbox talks on proper implementation of construction noise control measures, including performing pre-work checking for the PME to be used and ensuring the proper utilization of the silencers or mufflers on construction equipment.

Remarks (Shown in next pages)	1. Layout of the concerned site area and the location of the nearest noise monitoring station 2. Results of noise impact monitoring on 25 and 31 October 2025 3. Site photo of noise mitigation measure		
Prepared by ET (Acuity Sustainability Consulting Limited)	Natalie Wong		
Reviewed by ETL (Acuity Sustainability Consulting Limited)	Kevin Li		
Verified by IEC (ERM-Hong Kong, Limited)	Mandy To		
Date	10 November 2025		

Remark 1: Layout of the concerned site area and the location of the nearest noise monitoring station



Remark 2: Results of noise impact monitoring on 25 and 31 October 2025




Date	Monitoring Station		Weather	Start Time	-	End Time	L_{eq} (dB)	Limit Level (dB)
25/10/2025	W-N18	Hydan Place	Fine	13:30	-	14:00	66.3	75
31/10/2025			Cloudy	14:03	-	14:33	66.5	

Remark 3: Site photo of noise mitigation measure

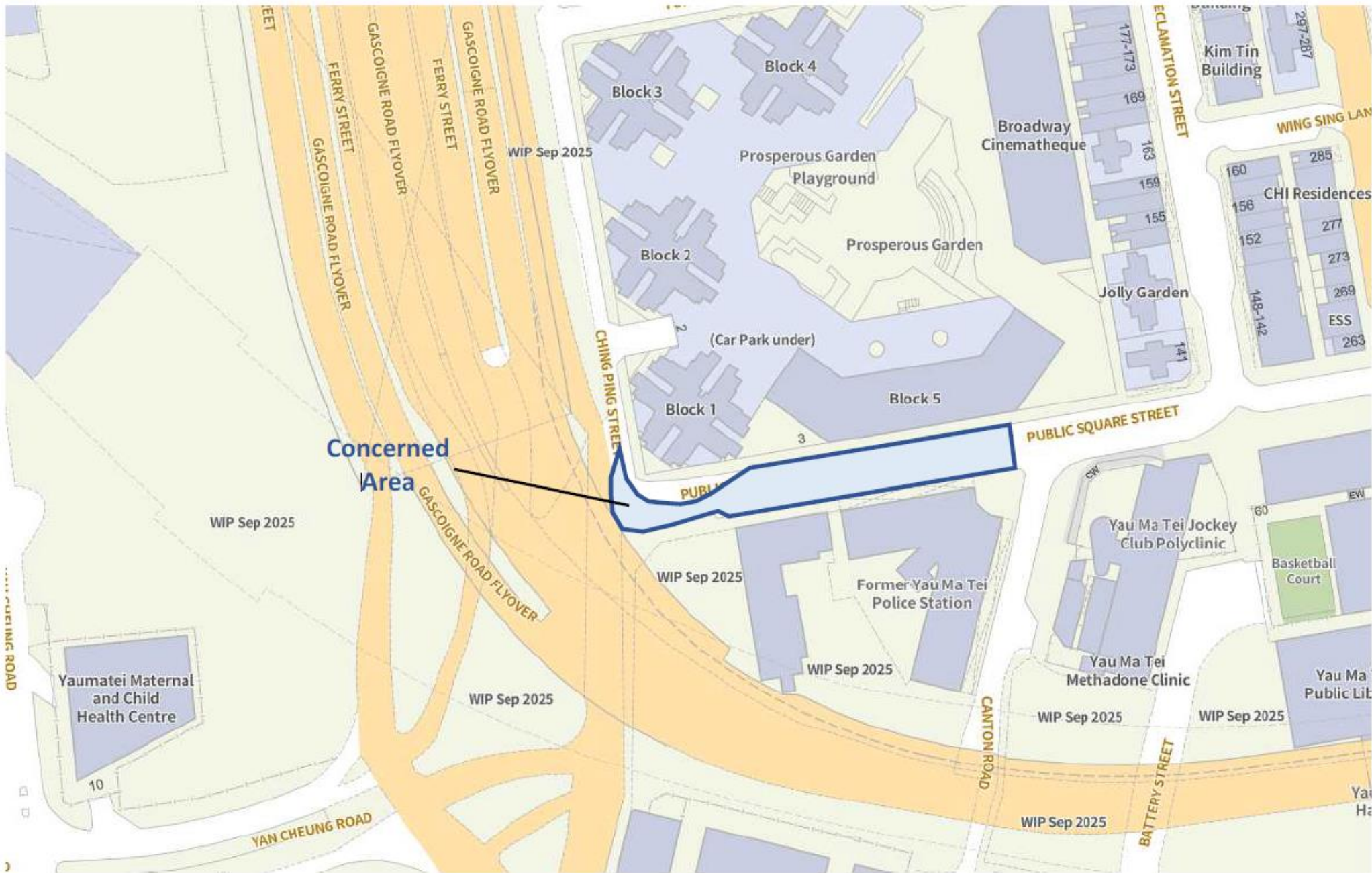


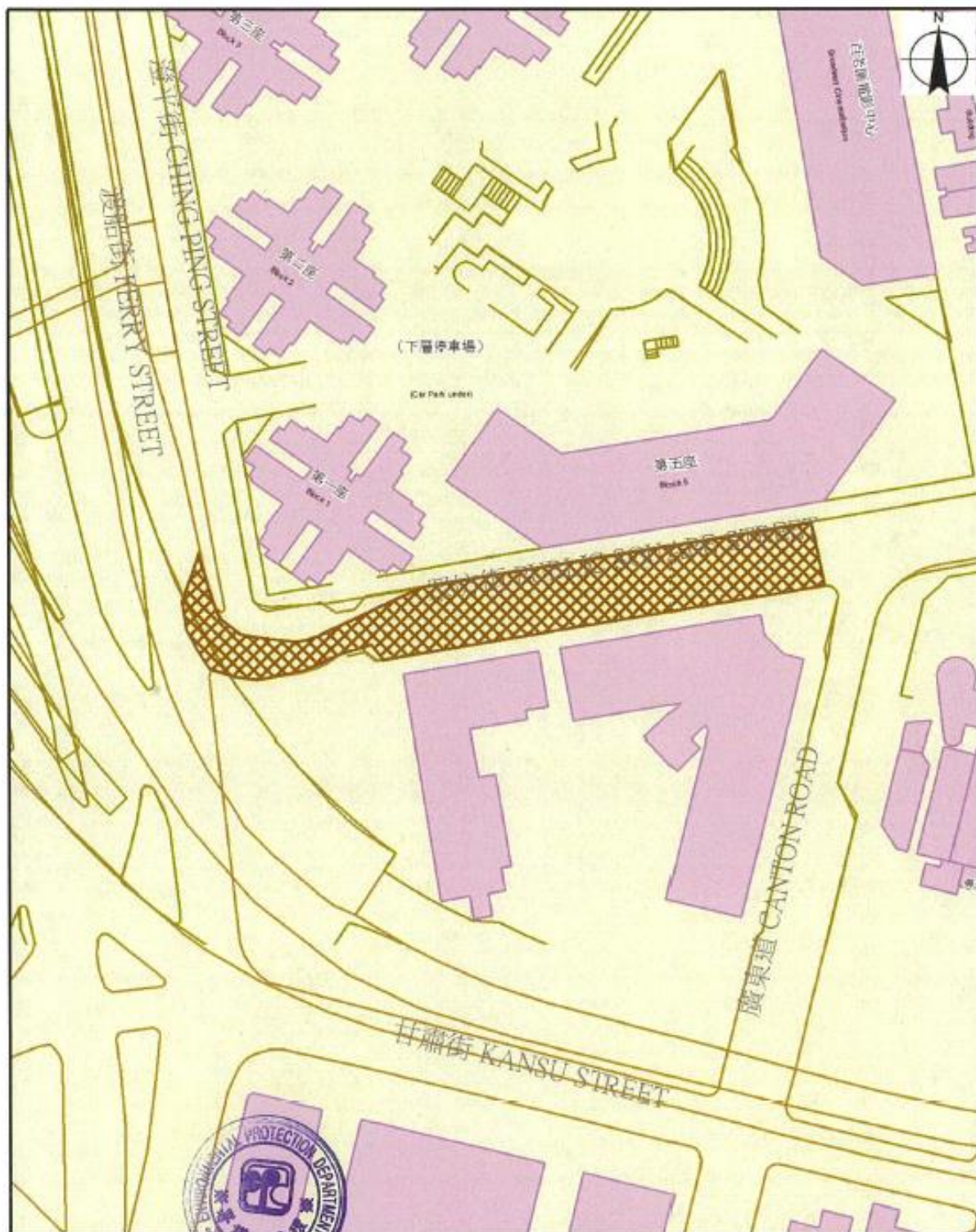
Interim Report on Environmental Complaint

Project	Central Kowloon Route, Yau Ma Tei East Section						
Complaint Code	EC185-CKRYMTE20251106_001						
Complaint description	The complaint was made on 05 November 2025. It was forwarded to the Contractor and the Environmental Team (ET) by the Environmental Protection Department (EPD) on 06 November 2025. The complaint pertained to construction noise from the site area at Public Square Street during nighttime hours on 05 November 2025.						
Parameter	Construction Noise						
Investigation finding	<p>The complaint referred to the construction noise received by the complainant during nighttime hours. Nighttime work was carried out at Public Square Street ^[1] for the resurfacing of road. This work activity was conducted from 10:00 PM on 05 November 2025 to 4:00 AM on 06 November 2025.</p> <p>For construction works undertaken within restricted hours, Construction Noise Permits (CNP) have been applied by the Contractor. The work conducted at nighttime from 10:00 PM on 05 November 2025 to 4:00 AM on 06 November 2025 was covered under a valid CNP with no. GW-RE1306-25 granted by the EPD. An advance notification of CNP ^[2] had been submitted to the EPD via the online system within 14 days but not fewer than 48 hours before the commencement of work.</p> <p>The Powered Mechanical Equipment (PMEs) used for works conducted at nighttime and the prescribed construction works carried out during the period included the following:</p> <table border="1"> <thead> <tr> <th>PME Group</th><th>PME(s)</th></tr> </thead> <tbody> <tr> <td>A</td><td> <ul style="list-style-type: none"> 1 Breaker, hand-held, electric with NEL showing a SWL \leq 104dB(A) (mass > 10 kg and < 20 kg) 1 Generator, portable 1 Road sweeper 1 Lorry with flashing directional sign, 5.5 tonne < gross vehicle weight \leq 38 tonne </td></tr> <tr> <td>B</td><td> <ul style="list-style-type: none"> 1 Asphalt paver 1 Road roller with QPME label showing SWL \leq 97dB(A) 1 Roller, vibratory with QPME label showing SWL \leq 108dB(A) </td></tr> </tbody> </table> <p>According to the CNP, the above PMEs were authorized to operate within their respective working zone and working group during the permitted hours specified in the CNP. As confirmed by the Contractor, noise mitigation measures were implemented on-site and the conditions listed on the CNP for night works have been complied by the Contractor during the concerned period, including:</p> <ul style="list-style-type: none"> - Only one group of the listed PMEs were operated at one time; - The (i) Breaker, hand-held, electric with NEL showing a SWL \leq 104dB(A), was operated only between 10:00 PM on 5 November 2025 to 12:00 AM 6 November 2025; - The (i) Breaker, hand-held, electric with NEL showing a SWL \leq 104dB(A), and (ii) Generator, portable, were operated inside acoustic enclosure that fulfills the requirements stated in the CNP ^[3]; - The (i) Asphalt paver (CNP 004), (ii) Road roller with QPME label showing SWL \leq 97dB(A) and (iii) Roller, vibratory with QPME label showing SWL \leq 108dB(A) were equipped with the noise control measure as stated in the CNP; - Flaps and panels for (i) Asphalt paver, (ii) Road roller with QPME label showing SWL \leq 97dB(A) and (iii) Roller, vibratory with QPME label showing SWL \leq 108dB(A) were closed; - The PMEs listed above were not operated with any operation of the PMEs under CNP No. GW-RE1100-25, GW-RE1102-25, GW-RE1105-25, GW-RE1221-25, or GW-RE1302-25; and - All idling PMEs were switched off 	PME Group	PME(s)	A	<ul style="list-style-type: none"> 1 Breaker, hand-held, electric with NEL showing a SWL \leq 104dB(A) (mass > 10 kg and < 20 kg) 1 Generator, portable 1 Road sweeper 1 Lorry with flashing directional sign, 5.5 tonne < gross vehicle weight \leq 38 tonne 	B	<ul style="list-style-type: none"> 1 Asphalt paver 1 Road roller with QPME label showing SWL \leq 97dB(A) 1 Roller, vibratory with QPME label showing SWL \leq 108dB(A)
PME Group	PME(s)						
A	<ul style="list-style-type: none"> 1 Breaker, hand-held, electric with NEL showing a SWL \leq 104dB(A) (mass > 10 kg and < 20 kg) 1 Generator, portable 1 Road sweeper 1 Lorry with flashing directional sign, 5.5 tonne < gross vehicle weight \leq 38 tonne 						
B	<ul style="list-style-type: none"> 1 Asphalt paver 1 Road roller with QPME label showing SWL \leq 97dB(A) 1 Roller, vibratory with QPME label showing SWL \leq 108dB(A) 						

	<p>Upon consideration of the fulfillment of the stipulated requirements by the contractor for the approved Environmental Monitoring & Audit (EM&A) manual and the valid CNP, it is concluded that there was no non-compliance regarding construction noise impact in the Project's work conducted at nighttime on 05 November 2025.</p>	
Actions taken / to be taken	<p>The Contractor has adhered to the stipulated requirements outlined in the EM&A manual and the valid CNP. Mitigation measures have been implemented to minimize any nuisance to the public.</p> <p>The following additional remediation measures were undertaken:</p> <ul style="list-style-type: none"> • Arranging works to be completed as soon as possible to minimize disruption caused to the public • Conducting site inspections to ensure all PMEs are well-maintained and properly functioning to avoid excessive noise • Providing training to workers on the careful operation of PMEs to minimize noise impacts 	
Remarks (Shown in next pages)	<ol style="list-style-type: none"> 1. Layout of the concerned site area & the working area layout of CNP GW-RE1306-25 2. Record of Advance Notification to EPD via online system 3. Site photo of noise mitigation measure 	
Prepared by ET (Acuity Sustainability Consulting Limited)	Natalie Wong	
Reviewed by ETL (Acuity Sustainability Consulting Limited)	Kevin Li	
Verified by IEC (ERM-Hong Kong, Limited)	Mandy To	
Date	10 November 2025	

Remark 1: Layout of the concerned site area & the working area layout of CNP GW-RE1306-25





環境保護署

噪音管制監督

Environmental Protection Department Noise Control Authority


圖例 Legend

 建築地盤 Construction Site

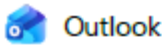
建築噪音許可證編號 GW-RE1306-25 的附圖

比例 Scale 1:1,000

Plan attached to Construction Noise Permit No. GW-RE1306-25

 米 Meters
0 5 10 20 30

Remark 2: Record of Advance Notification to EPD via online system



[Acknowledgement] GW-RE1306-25 Yau Tsim Mong

From Online Submission for Advance Notification of CNPs <admin@nco-emergencywork.hk>
Date Mon 11/3/2025 4:15 PM
To Lee Wan Chung, Leo <leo.lee@buildking.hk>

CAUTION: This email originated from outside of the company. DO NOT click links or open attachments unless you recognise the sender [Allow sender](#) | [Block sender](#) | [Report](#)

This email acknowledges your advance notification submitted at 03/11/2025 on 16:15.
Information appended below:

CNP No. :	GW-RE1306-25
Date and time of receiving notification :	03/11/2025 16:15:27
Notification Ref :	GW-RE1306-25-001
CNP holder :	Build King - SK ecoplant Joint Venture
Location of Work :	
- District :	Yau Tsim Mong
- Affected TPUs :	225

Details of work :

Details Location of Work	Date & Time	Details of work program
Ching Ping Street and Public Square Street, Yau Ma Tei, Kowloon	Start:: 05/11/2025 22:00 End:: 06/11/2025 06:00	1. TTA implementation 2. Construction Activities 3. Road Reinstatement




Company Details (Contact) :	
Name of company conducting the work :	Build King - SK ecoplant Joint Venture
Name & title of responsible person :	Allen Lam/ Construction Manager
Fax number :	
Telephone number :	98685883
Email :	leo.lee@buildking.hk

Remark 3: Site photo of noise mitigation measure

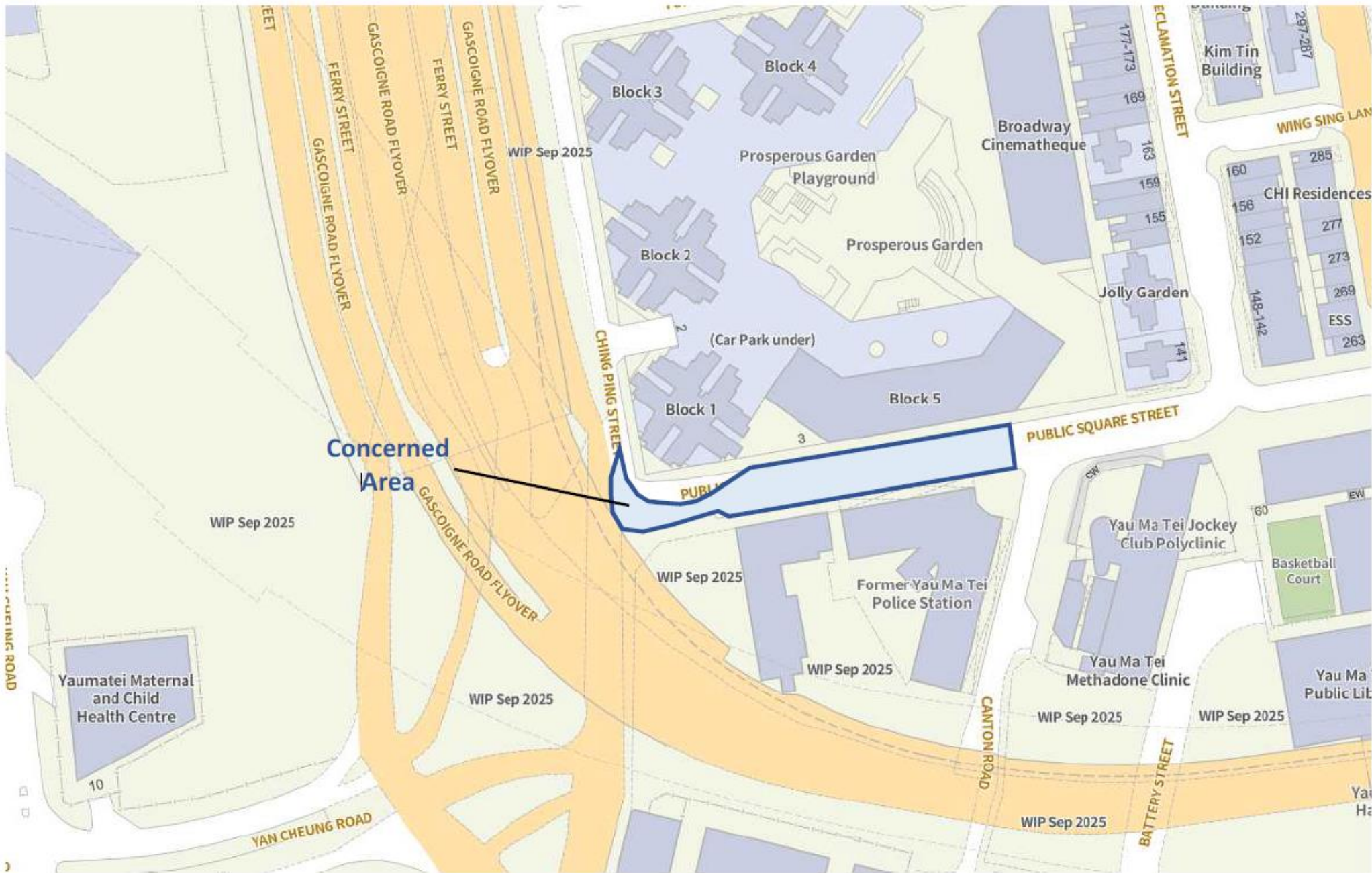


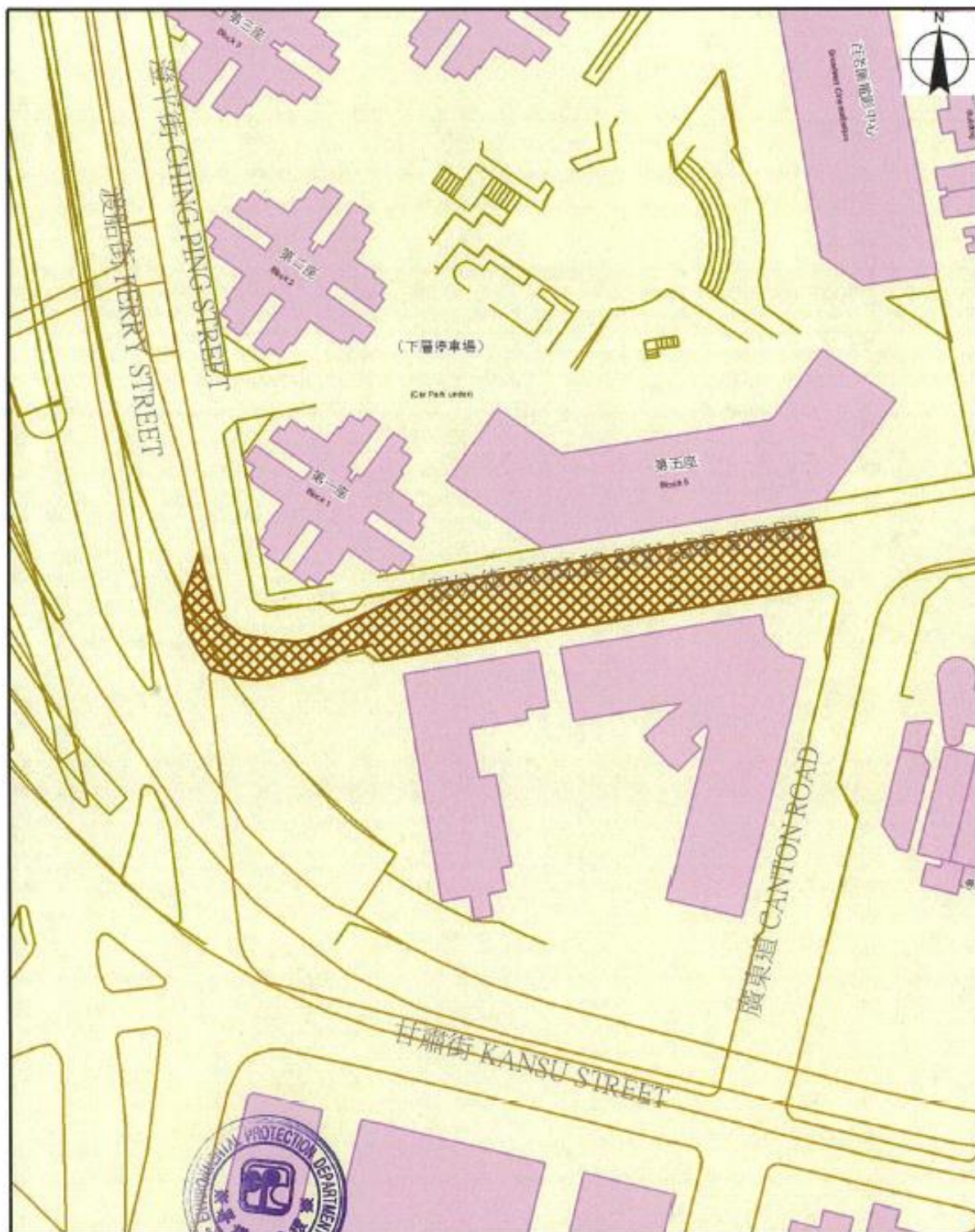
Interim Report on Environmental Complaint

Project	Central Kowloon Route, Yau Ma Tei East Section						
Complaint Code	EC186-CKRYMTE20251111_001						
Complaint description	The complaint was made on 09 November 2025. It was forwarded to the Contractor and the Environmental Team (ET) by the Community Liaison Centre (CLC) via the Resident Engineer Team on 11 November 2025. The complaint pertained to construction noise from the site area at Public Square Street during nighttime hours on 05, 06, and 07 November 2025.						
Parameter	Construction Noise						
Investigation finding	<p>The complaint concerned the construction noise received by the complainant during nighttime hours, from the night of 05 November 2025 to the early morning of 06 November 2025, and from the night of 06 November 2025 to the early morning of 07 November 2025. Nighttime work was carried out at Public Square Street ^[1] for the resurfacing of road. This work was conducted from 10:00 PM on 05 November 2025 to 4:00 AM on 06 November 2025, and from 10:00 PM on 06 November to 4:00 AM on 07 November 2025.</p> <p>For construction works undertaken within restricted hours, Construction Noise Permits (CNP) have been applied by the Contractor. The work conducted at nighttime on 05, 06, and 07 November 2025 was covered under a valid CNP with no. GW-RE1306-25 granted by the EPD. An advance notification of CNP ^[2] had been submitted to the EPD via the online system within 14 days but not fewer than 48 hours before the commencement of work.</p> <p>The Powered Mechanical Equipment (PMEs) used for works conducted at nighttime and the prescribed construction works carried out during the concerned periods included the following:</p> <table border="1"> <thead> <tr> <th>PME Group</th><th>PME(s)</th></tr> </thead> <tbody> <tr> <td>A</td><td> <ul style="list-style-type: none"> 1 Breaker, hand-held, electric with NEL showing a SWL \leq 104dB(A) (mass > 10 kg and < 20 kg) 1 Generator, portable 1 Road sweeper 1 Lorry with flashing directional sign, 5.5 tonne < gross vehicle weight \leq 38 tonne </td></tr> <tr> <td>B</td><td> <ul style="list-style-type: none"> 1 Asphalt paver 1 Road roller with QPME label showing SWL \leq 97dB(A) 1 Roller, vibratory with QPME label showing SWL \leq 108dB(A) </td></tr> </tbody> </table> <p>According to the CNP, the above PMEs were authorized to operate within their respective working zone and working group during the permitted hours specified in the CNP. As confirmed by the Contractor, noise mitigation measures were implemented on-site and the conditions listed on the CNP for night works have been complied by the Contractor during the concerned period, including:</p> <ul style="list-style-type: none"> - Only one group of the listed PMEs were operated at one time; - The (i) Breaker, hand-held, electric with NEL showing a SWL \leq 104dB(A), was operated only between 10:00 PM on 5 November 2025 to 12:00 AM 6 November 2025; - The (i) Breaker, hand-held, electric with NEL showing a SWL \leq 104dB(A), and (ii) Generator, portable, were operated inside acoustic enclosure that fulfills the requirements stated in the CNP ^[3]; - The (i) Asphalt paver (CNP 004), (ii) Road roller with QPME label showing SWL \leq 97dB(A) and (iii) Roller, vibratory with QPME label showing SWL \leq 108dB(A) were equipped with the noise control measure as stated in the CNP; - Flaps and panels for (i) Asphalt paver, (ii) Road roller with QPME label showing SWL \leq 97dB(A) and (iii) Roller, vibratory with QPME label showing SWL \leq 108dB(A) were closed; 	PME Group	PME(s)	A	<ul style="list-style-type: none"> 1 Breaker, hand-held, electric with NEL showing a SWL \leq 104dB(A) (mass > 10 kg and < 20 kg) 1 Generator, portable 1 Road sweeper 1 Lorry with flashing directional sign, 5.5 tonne < gross vehicle weight \leq 38 tonne 	B	<ul style="list-style-type: none"> 1 Asphalt paver 1 Road roller with QPME label showing SWL \leq 97dB(A) 1 Roller, vibratory with QPME label showing SWL \leq 108dB(A)
PME Group	PME(s)						
A	<ul style="list-style-type: none"> 1 Breaker, hand-held, electric with NEL showing a SWL \leq 104dB(A) (mass > 10 kg and < 20 kg) 1 Generator, portable 1 Road sweeper 1 Lorry with flashing directional sign, 5.5 tonne < gross vehicle weight \leq 38 tonne 						
B	<ul style="list-style-type: none"> 1 Asphalt paver 1 Road roller with QPME label showing SWL \leq 97dB(A) 1 Roller, vibratory with QPME label showing SWL \leq 108dB(A) 						

	<ul style="list-style-type: none"> - The PME's listed above were not operated with any operation of the PME's under CNP No. GW-RE1100-25, GW-RE1102-25, GW-RE1105-25, GW-RE1221-25, or GW-RE1302-25; and - All idling PME's were switched off <p>Upon consideration of the fulfillment of the stipulated requirements by the contractor for the approved Environmental Monitoring & Audit (EM&A) manual and the valid CNP, it is concluded that there was no non-compliance regarding construction noise impact in the Project's work conducted at nighttime on 05, 06 and 07 November 2025.</p>	
Actions taken / to be taken	<p>The Contractor has adhered to the stipulated requirements outlined in the EM&A manual and the valid CNP. Mitigation measures have been implemented to minimize any nuisance to the public.</p> <p>The following additional remediation measures were undertaken:</p> <ul style="list-style-type: none"> • Arranging works to be completed as soon as possible to minimize disruption caused to the public • Conducting site inspections to ensure all PME's are well-maintained and properly functioning to avoid excessive noise • Providing training to workers on the careful operation of PME's to minimize noise impacts 	
Remarks (Shown in next pages)	<ol style="list-style-type: none"> 1. Layout of the concerned site area & the working area layout of CNP GW-RE1306-25 2. Records of Advance Notification to EPD via online system 3. Site photos of noise mitigation measures 	
Prepared by ET (Acuity Sustainability Consulting Limited)	Natalie Wong	
Reviewed by ETL (Acuity Sustainability Consulting Limited)	Kevin Li	
Verified by IEC (ERM-Hong Kong, Limited)	Mandy To	
Date	13 November 2025	

Remark 1: Layout of the concerned site area & the working area layout of CNP GW-RE1306-25






環境保護署

噪音管制監督

Environmental Protection Department Noise Control Authority


圖例 Legend

 建築地盤 Construction Site

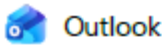
建築噪音許可證編號 GW-RE1306-25 的附圖

比例 Scale 1:1,000

Plan attached to Construction Noise Permit No. GW-RE1306-25

 米 Meters
0 5 10 20 30

Remark 2: Records of Advance Notification to EPD via online system



[Acknowledgement] GW-RE1306-25 Yau Tsim Mong

From Online Submission for Advance Notification of CNPs <admin@nco-emergencywork.hk>
Date Mon 11/3/2025 4:15 PM
To Lee Wan Chung, Leo <leo.lee@buildking.hk>

CAUTION: This email originated from outside of the company. DO NOT click links or open attachments unless you recognise the sender [Allow sender](#) | [Block sender](#) | [Report](#)

This email acknowledges your advance notification submitted at 03/11/2025 on 16:15.
Information appended below:

CNP No. :	GW-RE1306-25
Date and time of receiving notification :	03/11/2025 16:15:27
Notification Ref :	GW-RE1306-25-001
CNP holder :	Build King - SK ecoplant Joint Venture
Location of Work :	
- District :	Yau Tsim Mong
- Affected TPUs :	225

Details of work :

Details Location of Work	Date & Time	Details of work program
Ching Ping Street and Public Square Street, Yau Ma Tei, Kowloon	Start:: 05/11/2025 22:00 End:: 06/11/2025 06:00	1. TTA implementation 2. Construction Activities 3. Road Reinstatement

Company Details (Contact) :	
Name of company conducting the work :	Build King - SK ecoplant Joint Venture
Name & title of responsible person :	Allen Lam/ Construction Manager
Fax number :	
Telephone number :	98685883
Email :	leo.lee@buildking.hk

[Acknowledgement] GW-RE1306-25 Yau Tsim Mong

From Online Submission for Advance Notification of CNPs <admin@nco-emergencywork.hk>

Date Mon 11/3/2025 4:16 PM

To Lee Wan Chung, Leo <leo.lee@buildking.hk>

CAUTION: This email originated from outside of the company. DO NOT click links or open attachments unless you recognise the sender

[Allow sender](#) | [Block sender](#) | [Report](#)

This email acknowledges your advance notification submitted at 03/11/2025 on 16:15.
Information appended below:

CNP No. :	GW-RE1306-25
Date and time of receiving notification :	03/11/2025 16:15:54
Notification Ref :	GW-RE1306-25-002
CNP holder :	Build King - SK ecoplant Joint Venture
Location of Work :	
- District :	Yau Tsim Mong
- Affected TPUs :	225

Details of work :

Details Location of Work	Date & Time	Details of work program
Ching Ping Street and Public Square Street, Yau Ma Tei, Kowloon	Start:: 06/11/2025 22:00 End:: 07/11/2025 06:00	1. TTA implementation 2. Construction Activities 3. Road Reinstatement

Company Details (Contact) :	
Name of company conducting the work :	Build King - SK ecoplant Joint Venture
Name & title of responsible person :	Allen Lam/ Construction Manager
Fax number :	
Telephone number :	98685883
Email :	leo.lee@buildking.hk




Remark 3: Site photos of noise mitigation measures



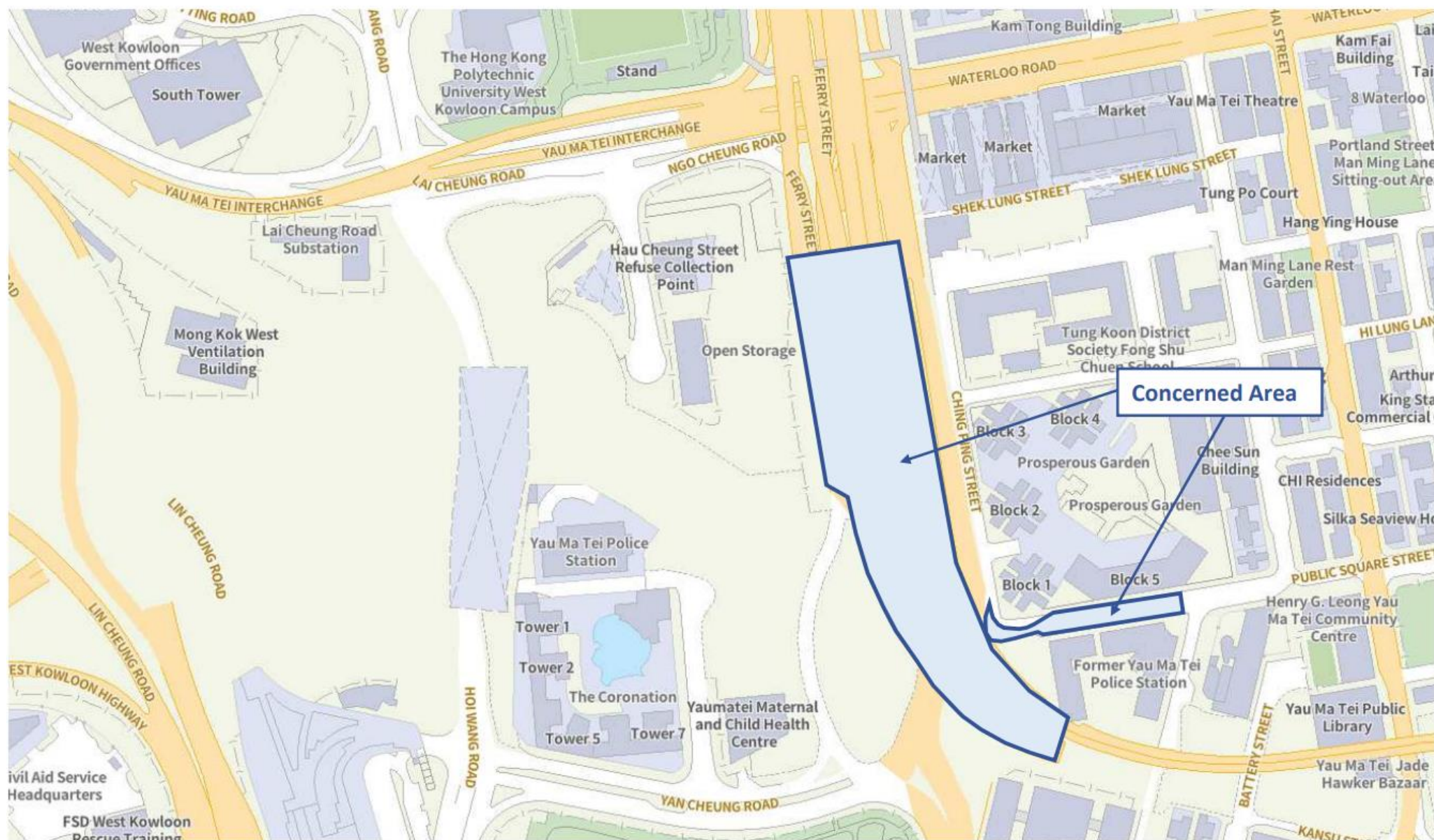
Interim Report on Environmental Complaint

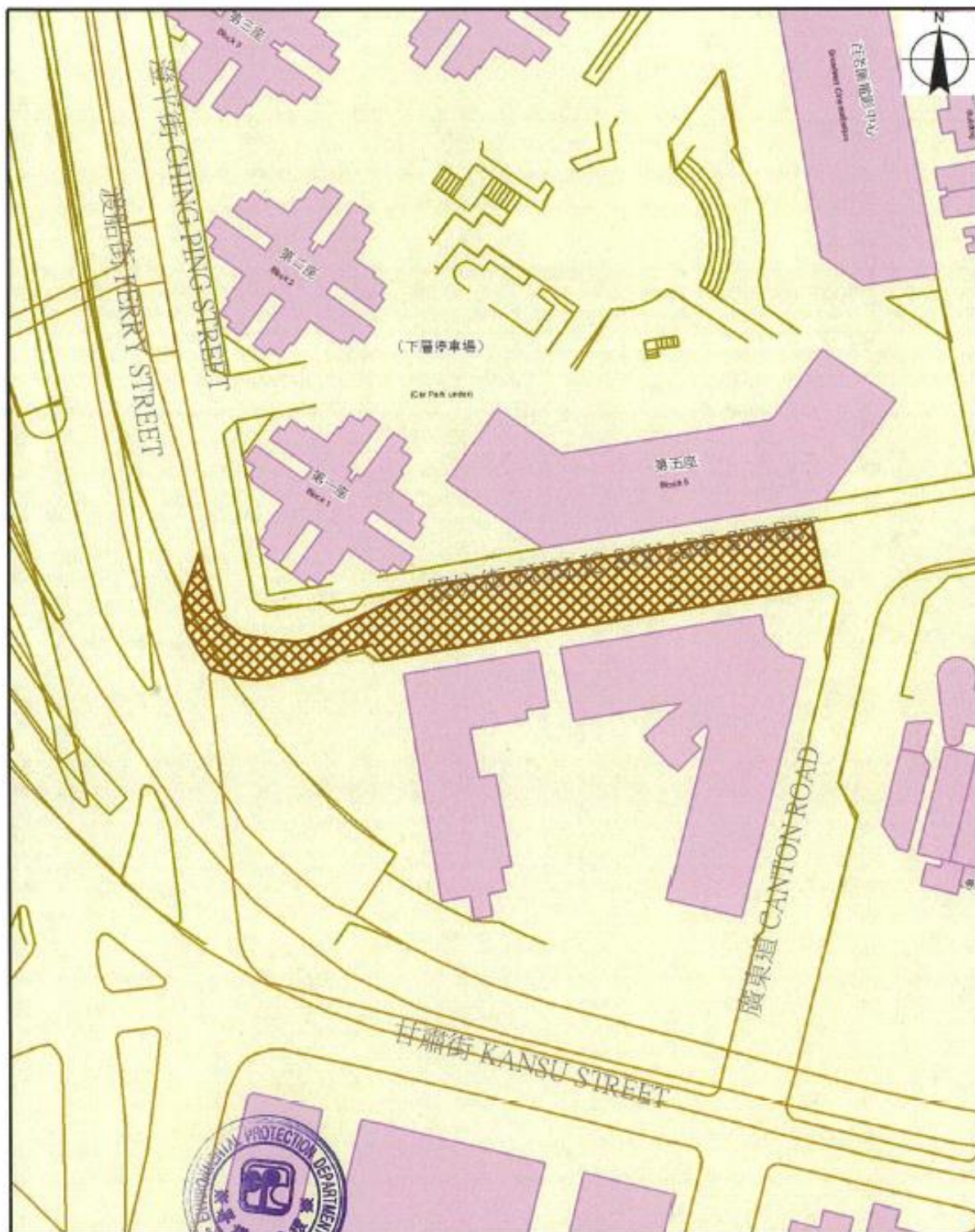
Project	Central Kowloon Route, Yau Ma Tei East Section														
Complaint Code	EC187-CKRYMTE20251117_001														
Complaint description	The complaint case was made to the Environmental Protection Department (EPD) on 11 and 17 November 2025. It was forwarded to the Contractor and the Environmental Team (ET) via the Resident Engineer Team on 17 and 19 November 2025. The complaint concerned the construction noise from the site area at Gascoigne Road Flyover, Ferry Street Flyover and nearby site area during nighttime hours.														
Parameter	Construction Noise														
Investigation finding	<p>The complaint pertained to the construction noise received by the complainant during nighttime hours, from Gascoigne Road Flyover, Ferry Street Flyover and nearby site area. Since the complainant did not specify a particular period of concern, the investigation period is presumed to be from 4 to 17 November 2025. Nighttime work conducted during the investigation period includes road resurfacing work and the construction of noise enclosure.</p> <p>Road resurfacing work was conducted at Public Square Street from 10:00 PM on 5 November 2025 to 4:00 AM on 6 November 2025, and from 10:00 PM on 6 November to 4:00 AM on 7 November 2025. The construction of noise enclosure was carried out at Ferry Street Flyover and Gascoigne Road Flyover from 12:00 AM to 5:30 AM on 4 to 17 November 2025, except 9 and 16 November 2025. While there was no construction work conducted by the Contractor at the Yau Ma Tei Wholesale Fruit Market, which is outside the site boundary of the project.</p> <p>For construction works undertaken within restricted hours, Construction Noise Permits (CNP) have been applied by the Contractor. The work conducted at nighttime on 5, 6, and 7 November 2025 at Public Square Street was covered under a valid CNP with no. GW-RE1306-25 granted by the EPD. For the work conducted at nighttime on 4 to 8, 10 to 15, and 17 November 2025 at Ferry Street Flyover and Gascoigne Road Flyover, it was covered under a valid CNP with no. GW-RE1307-25 granted by the EPD. Advance notification of CNP ^[2] had been submitted to the EPD via the online system before the commencement of work.</p> <p>The Powered Mechanical Equipment (PMEs) used for works conducted at nighttime and the prescribed construction works carried out during the concerned periods included the following:</p> <table border="1"> <thead> <tr> <th colspan="2">Road Resurfacing Work under CNP no. GW-RE1306-25</th></tr> <tr> <th>PME Group</th><th>PME(s)</th></tr> </thead> <tbody> <tr> <td>A</td><td> <ul style="list-style-type: none"> 1 Breaker, hand-held, electric with NEL showing a SWL \leq 104dB(A) (mass > 10 kg and < 20 kg) 1 Generator, portable 1 Road sweeper 1 Lorry with flashing directional sign, 5.5 tonne < gross vehicle weight \leq 38 tonne </td></tr> <tr> <td>B</td><td> <ul style="list-style-type: none"> 1 Asphalt paver 1 Road roller with QPME label showing SWL \leq 97dB(A) 1 Roller, vibratory with QPME label showing SWL \leq 108dB(A) </td></tr> </tbody> </table> <table border="1"> <thead> <tr> <th colspan="2">Construction of Noise Enclosure under CNP no. GW-RE1307-25</th></tr> <tr> <th>Working Zone</th><th>PME(s)</th></tr> </thead> <tbody> <tr> <td>B</td><td> <p><u>4 – 10 November 2025 (Except 9 November 2025)</u></p> <ul style="list-style-type: none"> 1 Crane, tower (electric) 1 Crane, mobile (diesel), with Quality Powered Mechanical Equipment Label showing a Sound Power Level of \leq 107dB (A) 3 Welding machines (electric) 10 – 14 Cherry Pickers </td></tr> </tbody> </table>	Road Resurfacing Work under CNP no. GW-RE1306-25		PME Group	PME(s)	A	<ul style="list-style-type: none"> 1 Breaker, hand-held, electric with NEL showing a SWL \leq 104dB(A) (mass > 10 kg and < 20 kg) 1 Generator, portable 1 Road sweeper 1 Lorry with flashing directional sign, 5.5 tonne < gross vehicle weight \leq 38 tonne 	B	<ul style="list-style-type: none"> 1 Asphalt paver 1 Road roller with QPME label showing SWL \leq 97dB(A) 1 Roller, vibratory with QPME label showing SWL \leq 108dB(A) 	Construction of Noise Enclosure under CNP no. GW-RE1307-25		Working Zone	PME(s)	B	<p><u>4 – 10 November 2025 (Except 9 November 2025)</u></p> <ul style="list-style-type: none"> 1 Crane, tower (electric) 1 Crane, mobile (diesel), with Quality Powered Mechanical Equipment Label showing a Sound Power Level of \leq 107dB (A) 3 Welding machines (electric) 10 – 14 Cherry Pickers
Road Resurfacing Work under CNP no. GW-RE1306-25															
PME Group	PME(s)														
A	<ul style="list-style-type: none"> 1 Breaker, hand-held, electric with NEL showing a SWL \leq 104dB(A) (mass > 10 kg and < 20 kg) 1 Generator, portable 1 Road sweeper 1 Lorry with flashing directional sign, 5.5 tonne < gross vehicle weight \leq 38 tonne 														
B	<ul style="list-style-type: none"> 1 Asphalt paver 1 Road roller with QPME label showing SWL \leq 97dB(A) 1 Roller, vibratory with QPME label showing SWL \leq 108dB(A) 														
Construction of Noise Enclosure under CNP no. GW-RE1307-25															
Working Zone	PME(s)														
B	<p><u>4 – 10 November 2025 (Except 9 November 2025)</u></p> <ul style="list-style-type: none"> 1 Crane, tower (electric) 1 Crane, mobile (diesel), with Quality Powered Mechanical Equipment Label showing a Sound Power Level of \leq 107dB (A) 3 Welding machines (electric) 10 – 14 Cherry Pickers 														

	<p><u>11 – 17 November 2025 (Except 16 November 2025)</u></p> <ul style="list-style-type: none"> • 1 Crane, tower (electric) • 1 Crane, mobile (diesel), with Quality Powered Mechanical Equipment Label showing a Sound Power Level of $\leq 104\text{dB (A)}$ • 1 Crane, mobile (diesel), with Quality Powered Mechanical Equipment Label showing a Sound Power Level of $\leq 107\text{dB (A)}$ • 3 Welding machines (electric) • 16 Cherry Pickers • 2 Lorries, with crane, $5.5 \text{ tonne} < \text{gross vehicle weight} \leq 38 \text{ tonne}$
	<p>According to the CNP, the above PME's were authorized to operate within their respective working zone and working group during the permitted hours specified in the CNP. As confirmed by the Contractor, noise mitigation measures were implemented on-site and the conditions listed on the CNP for night works have been complied by the Contractor during the concerned period, including:</p> <ul style="list-style-type: none"> - Bluetooth communication devices with headphones were used for site communication during nighttime works^[3]. No loudspeakers or horns were used during the concerned period on site; - Only one group of the listed PME's were operated at one time for the road resurfacing work under CNP no. GW-RE1306-25; - The (i) Breaker, hand-held, electric with NEL showing a SWL $\leq 104\text{dB(A)}$, was operated only between 10:00 PM on 5 November 2025 to 12:00 AM 6 November 2025; - The (i) Breaker, hand-held, electric with NEL showing a SWL $\leq 104\text{dB(A)}$, and (ii) Generator, portable, were operated inside acoustic enclosure that fulfills the requirements stated in the CNP ^[3]; - The (i) Asphalt paver (CNP 004), (ii) Road roller with QPME label showing SWL $\leq 97\text{dB(A)}$ and (iii) Roller, vibratory with QPME label showing SWL $\leq 108\text{dB(A)}$ were equipped with the noise control measure as stated in the CNP; - Flaps and panels for (i) Asphalt paver, (ii) Road roller with QPME label showing SWL $\leq 97\text{dB(A)}$ and (iii) Roller, vibratory with QPME label showing SWL $\leq 108\text{dB(A)}$ were closed; - The PME's listed above for road resurfacing works under CNP no. GW-RE1306-25 were not operated with any operation of the PME's under CNP No. GW-RE1100-25, GW-RE1102-25, GW-RE1105-25, GW-RE1221-25, or GW-RE1302-25; and - The power generating parts of (i) Crane, mobile (diesel), with Quality Powered Mechanical Equipment Label showing a Sound Power Level of $\leq 107\text{dB (A)}$, and (ii) Cherry Pickers were covered by acoustic sheds ^[3]; - All idling PME's were switched off <p>With respect to the sound generated by vehicles during reversing operations, the installation of reverse warning devices on vehicles is recognized as a necessary safety feature.</p> <p>Upon consideration of the fulfillment of the stipulated requirements by the contractor for the approved Environmental Monitoring & Audit (EM&A) manual and the valid CNP, it is concluded that there was no non-compliance regarding construction noise impact in the Project's work conducted at nighttime during the investigation period of 4 to 17 November 2025.</p>

Actions taken / to be taken	<p>The Contractor has adhered to the stipulated requirements outlined in the EM&A manual and the valid CNP. Mitigation measures have been implemented to minimize any nuisance to the public.</p> <p>The following additional remediation measures were undertaken:</p> <ul style="list-style-type: none"> • Arranging works to be completed as soon as possible to minimize disruption caused to the public • Conducting site inspections to ensure all PMEs are well-maintained and properly functioning to avoid excessive noise • Providing training to workers on the careful operation of PMEs to minimize noise impacts 	
Remarks (Shown in next pages)	<ol style="list-style-type: none"> 1. Layout of the concerned site area & the working area layouts of CNP GW-RE1306-25 and GW-RE1307-25 2. Records of Advance Notification to EPD via online system 3. Site photos of noise mitigation measures 	
Prepared by ET (Acuity Sustainability Consulting Limited)	Natalie Wong	
Reviewed by ETL (Acuity Sustainability Consulting Limited)	Kevin Li	
Verified by IEC (ERM-Hong Kong, Limited)	Mandy To	
Date	21 November 2025	

Remark 1: 1. Layout of the concerned site area & the working area layouts of CNP GW-RE1306-25 and GW-RE1307-25






環境保護署

噪音管制監督

Environmental Protection Department Noise Control Authority


圖例 Legend

 建築地盤 Construction Site

建築噪音許可證編號 GW-RE1306-25 的附圖

比例 Scale 1:1,000

Plan attached to Construction Noise Permit No. GW-RE1306-25

 米 Meters
0 5 10 20 30



環境保護署

Environmental Protection Department

噪音管制監督

Noise Control Authority

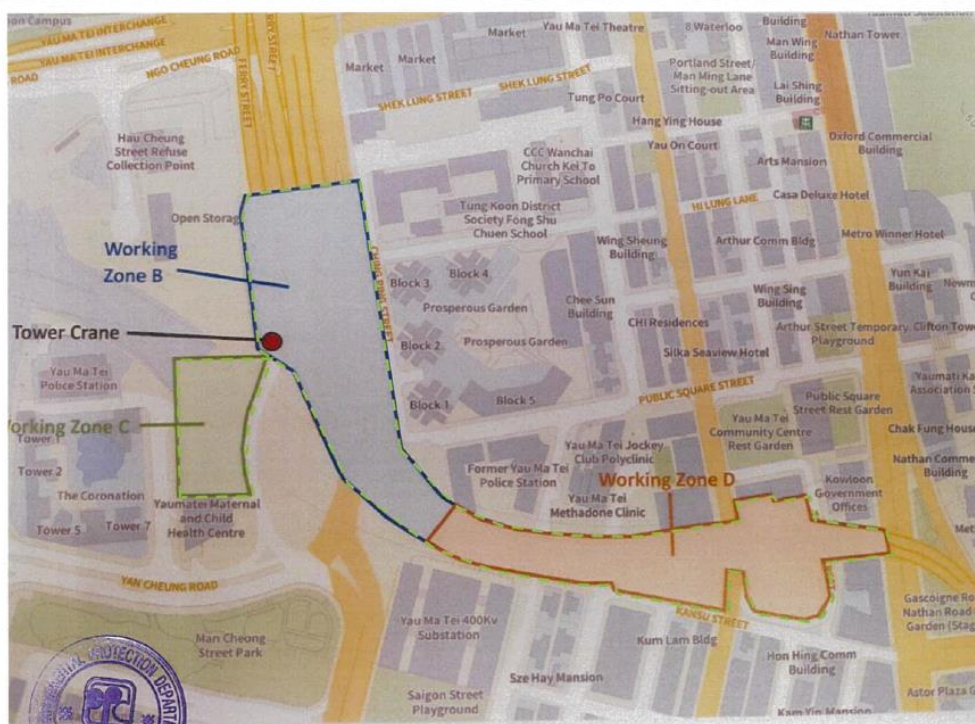
圖例 Legend

建築地盤 Construction Site

建築噪音許可證編號 GW-RE1307-25 的附圖 1

Plan 1 attached to Construction Noise Permit No. GW-RE1307-25

比例 Scale



環境保護署

Environmental Protection Department

噪音管制監督

Noise Control Authority

圖例 Legend

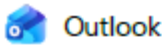
建築地盤 Construction Site

建築噪音許可證編號 GW-RE1307-25 的附圖 2

Plan 2 attached to Construction Noise Permit No. GW-RE1307-25

比例 Scale

Remark 2: Records of Advance Notification to EPD via online system



[Acknowledgement] GW-RE1306-25 Yau Tsim Mong

From Online Submission for Advance Notification of CNPs <admin@nco-emergencywork.hk>
Date Mon 11/3/2025 4:15 PM
To Lee Wan Chung, Leo <leo.lee@buildking.hk>

CAUTION: This email originated from outside of the company. DO NOT click links or open attachments unless you recognise the sender [Allow sender](#) | [Block sender](#) | [Report](#)

This email acknowledges your advance notification submitted at 03/11/2025 on 16:15.
Information appended below:

CNP No. :	GW-RE1306-25
Date and time of receiving notification :	03/11/2025 16:15:27
Notification Ref :	GW-RE1306-25-001
CNP holder :	Build King - SK ecoplant Joint Venture
Location of Work :	
- District :	Yau Tsim Mong
- Affected TPUs :	225

Details of work :

Details Location of Work	Date & Time	Details of work program
Ching Ping Street and Public Square Street, Yau Ma Tei, Kowloon	Start:: 05/11/2025 22:00 End:: 06/11/2025 06:00	1. TTA implementation 2. Construction Activities 3. Road Reinstatement

Company Details (Contact) :	
Name of company conducting the work :	Build King - SK ecoplant Joint Venture
Name & title of responsible person :	Allen Lam/ Construction Manager
Fax number :	
Telephone number :	98685883
Email :	leo.lee@buildking.hk

[Acknowledgement] GW-RE1306-25 Yau Tsim Mong

From Online Submission for Advance Notification of CNPs <admin@nco-emergencywork.hk>

Date Mon 11/3/2025 4:16 PM

To Lee Wan Chung, Leo <leo.lee@buildking.hk>

CAUTION: This email originated from outside of the company. DO NOT click links or open attachments unless you recognise the sender

[Allow sender](#) | [Block sender](#) | [Report](#)

This email acknowledges your advance notification submitted at 03/11/2025 on 16:15.
Information appended below:

CNP No. :	GW-RE1306-25
Date and time of receiving notification :	03/11/2025 16:15:54
Notification Ref :	GW-RE1306-25-002
CNP holder :	Build King - SK ecoplant Joint Venture
Location of Work :	
- District :	Yau Tsim Mong
- Affected TPUs :	225

Details of work :

Details Location of Work	Date & Time	Details of work program
Ching Ping Street and Public Square Street, Yau Ma Tei, Kowloon	Start:: 06/11/2025 22:00 End:: 07/11/2025 06:00	1. TTA implementation 2. Construction Activities 3. Road Reinstatement

Company Details (Contact) :	
Name of company conducting the work :	Build King - SK ecoplant Joint Venture
Name & title of responsible person :	Allen Lam/ Construction Manager
Fax number :	
Telephone number :	98685883
Email :	leo.lee@buildking.hk

Advance Notification Form

This email acknowledges your advance notification submitted at 03/11/2025 on 17:01. Information appended below:

CNP information*All fields are required

CNP No.: GW-RE1307-25

Date and time of receiving notification: 03/11/2025 17:01:59

Notification Ref: GW-RE1307-25-001

CNP holder: Build King - SK ecoplant Joint Venture

CNP Type Non Railway track related repair work

Location of Work :

- District: Yau Tsim Mong

- Affected TPUs: 221,225,226,228,229,252,253

Details of work

Details Location of Work	Date & Time	Details of work program
Road Sections of Ferry Street (from Waterloo Road to Kansu Street) to Road Sections of West Kowloon Corridor and Gascoigne Road Flyover (from Boundary Street to Wylie Road), Kowloon	Start:: 03/11/2025 19:00 End:: 04/11/2025 07:00	1. TTA Implementation 2. Construction Activities 3. Road Reinstatement

Company Details (Contact)

Name of company conducting the work* Build King - SK ecoplant Joint Venture

Name & title of responsible person* Bosco Lee/ Construction Manager

Telephone number* 98363402

Email* leo.lee@buildking.hk

Advance Notification Form

This email acknowledges your advance notification submitted at 03/11/2025 on 17:02. Information appended below:

CNP information*All fields are required

CNP No.: GW-RE1307-25

Date and time of receiving notification: 03/11/2025 17:02:36

Notification Ref: GW-RE1307-25-002

CNP holder: Build King - SK ecoplant Joint Venture

CNP Type Non Railway track related repair work

Location of Work :

- District: Yau Tsim Mong

- Affected TPUs: 221,225,226,228,229,252,253

Details of work

Details Location of Work	Date & Time	Details of work program
Road Sections of Ferry Street (from Waterloo Road to Kansu Street) to Road Sections of West Kowloon Corridor and Gascoigne Road Flyover (from Boundary Street to Wylie Road), Kowloon	Start:: 04/11/2025 19:00 End:: 05/11/2025 07:00	1. TTA Implementation 2. Construction Activities 3. Road Reinstatement

Company Details (Contact)

Name of company conducting the work* Build King - SK ecoplant Joint Venture

Name & title of responsible person* Bosco Lee/ Construction Manager

Telephone number* 98363402

Email* leo.lee@buildking.hk

Advance Notification Form

This email acknowledges your advance notification submitted at 03/11/2025 on 17:03. Information appended below:

CNP information*All fields are required

CNP No.: GW-RE1307-25

Date and time of receiving notification: 03/11/2025 17:03:43

Notification Ref: GW-RE1307-25-003

CNP holder: Build King - SK ecoplant Joint Venture

CNP Type Non Railway track related repair work

Location of Work :

- District: Yau Tsim Mong

- Affected TPUs: 221,225,226,228,229,252,253

Details of work

Details Location of Work	Date & Time	Details of work program
Road Sections of Ferry Street (from Waterloo Road to Kansu Street) to Road Sections of West Kowloon Corridor and Gascoigne Road Flyover (from Boundary Street to Wylie Road), Kowloon	Start:: 05/11/2025 19:00 End:: 06/11/2025 07:00	1. TTA Implementation 2. Construction Activities 3. Road Reinstatement

Company Details (Contact)

Name of company conducting the work* Build King - SK ecoplant Joint Venture

Name & title of responsible person* Bosco Lee/ Construction Manager

Telephone number* 98363402

Email* leo.lee@buildking.hk

Advance Notification Form

This email acknowledges your advance notification submitted at 03/11/2025 on 17:04. Information appended below:

CNP information*All fields are required

CNP No.: GW-RE1307-25

Date and time of receiving notification: 03/11/2025 17:04:10

Notification Ref: GW-RE1307-25-004

CNP holder: Build King - SK ecoplant Joint Venture

CNP Type Non Railway track related repair work

Location of Work :

- **District:** Yau Tsim Mong

- **Affected TPUs:** 221,225,226,228,229,252,253

Details of work

Details Location of Work	Date & Time	Details of work program
Road Sections of Ferry Street (from Waterloo Road to Kansu Street) to Road Sections of West Kowloon Corridor and Gascoigne Road Flyover (from Boundary Street to Wylie Road), Kowloon	Start:: 06/11/2025 19:00 End:: 07/11/2025 07:00	1. TTA Implementation 2. Construction Activities 3. Road Reinstatement

Company Details (Contact)

Name of company conducting the work* Build King - SK ecoplant Joint Venture

Name & title of responsible person* Bosco Lee/ Construction Manager

Telephone number* 98363402

Email* leo.lee@buildking.hk

Advance Notification Form

This email acknowledges your advance notification submitted at 03/11/2025 on 17:04. Information appended below:

CNP information*All fields are required

CNP No.: GW-RE1307-25

Date and time of receiving notification: 03/11/2025 17:04:41

Notification Ref: GW-RE1307-25-005

CNP holder: Build King - SK ecoplant Joint Venture

CNP Type Non Railway track related repair work

Location of Work :

- District: Yau Tsim Mong

- Affected TPUs: 221,225,226,228,229,252,253

Details of work

Details Location of Work	Date & Time	Details of work program
Road Sections of Ferry Street (from Waterloo Road to Kansu Street) to Road Sections of West Kowloon Corridor and Gascoigne Road Flyover (from Boundary Street to Wylie Road), Kowloon	Start:: 07/11/2025 19:00 End:: 08/11/2025 07:00	1. TTA Implementation 2. Construction Activities 3. Road Reinstatement

Company Details (Contact)

Name of company conducting the work* Build King - SK ecoplant Joint Venture

Name & title of responsible person* Bosco Lee/ Construction Manager

Telephone number* 98363402

Email* leo.lee@buildking.hk

Advance Notification Form

This email acknowledges your advance notification submitted at 03/11/2025 on 17:05. Information appended below:

CNP information

*All fields are required

CNP No.: GW-RE1307-25

Date and time of receiving notification: 03/11/2025 17:05:55

Notification Ref: GW-RE1307-25-007

CNP holder: Build King - SK ecoplant Joint Venture

CNP Type Non Railway track related repair work

Location of Work :

- District: Yau Tsim Mong

- Affected TPUs: 221,225,226,228,229,252,253

Details of work

Details Location of Work	Date & Time	Details of work program
Road Sections of Ferry Street (from Waterloo Road to Kansu Street) to Road Sections of West Kowloon Corridor and Gascoigne Road Flyover (from Boundary Street to Wylie Road), Kowloon	Start:: 09/11/2025 07:00 End:: 10/11/2025 07:00	1. TTA Implementation 2. Construction Activities 3. Road Reinstatement

Company Details (Contact)

Name of company conducting the work* Build King - SK ecoplant Joint Venture

Name & title of responsible person* Bosco Lee/ Construction Manager

Telephone number* 98363402

Email* leo.lee@buildking.hk

Advance Notification Form

This email acknowledges your advance notification submitted at 07/11/2025 on 15:58. Information appended below:

CNP information*All fields are required

CNP No.: GW-RE1307-25

Date and time of receiving notification: 07/11/2025 15:58:30

Notification Ref: GW-RE1307-25-008

CNP holder: Build King - SK ecoplant Joint Venture

CNP Type Non Railway track related repair work

Location of Work :

- District: Yau Tsim Mong

- Affected TPUs: 221,225,226,228,229,252,253

Details of work

Details Location of Work	Date & Time	Details of work program
Road Sections of Ferry Street (from Waterloo Road to Kansu Street) to Road Sections of West Kowloon Corridor and Gascoigne Road Flyover (from Boundary Street to Wylie Road), Kowloon	Start:: 10/11/2025 19:00 End:: 11/11/2025 07:00	1. TTA Implementation 2. Construction Activities 3. Road Reinstatement

Company Details (Contact)

Name of company conducting the work* Build King - SK ecoplant Joint Venture

Name & title of responsible person* Bosco Lee/ Construction Manager

Telephone number* 98363402

Email* leo.lee@buildking.hk

Advance Notification Form

This email acknowledges your advance notification submitted at 07/11/2025 on 15:59. Information appended below:

CNP information*All fields are required

CNP No.: GW-RE1307-25

Date and time of receiving notification: 07/11/2025 15:59:09

Notification Ref: GW-RE1307-25-009

CNP holder: Build King - SK ecoplant Joint Venture

CNP Type Non Railway track related repair work

Location of Work :

- District: Yau Tsim Mong

- Affected TPUs: 221,225,226,228,229,252,253

Details of work

Details Location of Work	Date & Time	Details of work program
Road Sections of Ferry Street (from Waterloo Road to Kansu Street) to Road Sections of West Kowloon Corridor and Gascoigne Road Flyover (from Boundary Street to Wylie Road), Kowloon	Start:: 11/11/2025 19:00 End:: 12/11/2025 07:00	1. TTA Implementation 2. Construction Activities 3. Road Reinstatement

Company Details (Contact)

Name of company conducting the work* Build King - SK ecoplant Joint Venture

Name & title of responsible person* Bosco Lee/ Construction Manager

Telephone number* 98363402

Email* leo.lee@buildking.hk

Advance Notification Form

This email acknowledges your advance notification submitted at 07/11/2025 on 15:59. Information appended below:

CNP information*All fields are required

CNP No.: GW-RE1307-25

Date and time of receiving notification: 07/11/2025 15:59:40

Notification Ref: GW-RE1307-25-010

CNP holder: Build King - SK ecoplant Joint Venture

CNP Type Non Railway track related repair work

Location of Work :

- District: Yau Tsim Mong

- Affected TPUs: 221,225,226,228,229,252,253

Details of work

Details Location of Work	Date & Time	Details of work program
Road Sections of Ferry Street (from Waterloo Road to Kansu Street) to Road Sections of West Kowloon Corridor and Gascoigne Road Flyover (from Boundary Street to Wylie Road), Kowloon	Start:: 12/11/2025 19:00 End:: 13/11/2025 07:00	1. TTA Implementation 2. Construction Activities 3. Road Reinstatement

Company Details (Contact)

Name of company conducting the work* Build King - SK ecoplant Joint Venture

Name & title of responsible person* Bosco Lee/ Construction Manager

Telephone number* 98363402

Email* leo.lee@buildking.hk

Advance Notification Form

This email acknowledges your advance notification submitted at 07/11/2025 on 16:20. Information appended below:

CNP information*All fields are required

CNP No.: GW-RE1307-25

Date and time of receiving notification: 07/11/2025 16:20:25

Notification Ref: GW-RE1307-25-011

CNP holder: Build King - SK ecoplant Joint Venture

CNP Type Non Railway track related repair work

Location of Work :

- District: Yau Tsim Mong

- Affected TPUs: 221,225,226,228,229,252,253

Details of work

Details Location of Work	Date & Time	Details of work program
Road Sections of Ferry Street (from Waterloo Road to Kansu Street) to Road Sections of West Kowloon Corridor and Gascoigne Road Flyover (from Boundary Street to Wylie Road), Kowloon	Start:: 13/11/2025 19:00 End:: 14/11/2025 07:00	1. TTA Implementation 2. Construction Activities 3. Road Reinstatement

Company Details (Contact)

Name of company conducting the work* Build King - SK ecoplant Joint Venture

Name & title of responsible person* Bosco Lee/ Construction Manager

Telephone number* 98363402

Email* leo.lee@buildking.hk

Advance Notification Form

This email acknowledges your advance notification submitted at 07/11/2025 on 16:20. Information appended below:

CNP information*All fields are required

CNP No.: GW-RE1307-25

Date and time of receiving notification: 07/11/2025 16:20:53

Notification Ref: GW-RE1307-25-012

CNP holder: Build King - SK ecoplant Joint Venture

CNP Type Non Railway track related repair work

Location of Work :

- District: Yau Tsim Mong

- Affected TPUs: 221,225,226,228,229,252,253

Details of work

Details Location of Work	Date & Time	Details of work program
Road Sections of Ferry Street (from Waterloo Road to Kansu Street) to Road Sections of West Kowloon Corridor and Gascoigne Road Flyover (from Boundary Street to Wylie Road), Kowloon	Start:: 14/11/2025 19:00 End:: 15/11/2025 07:00	1. TTA Implementation 2. Construction Activities 3. Road Reinstatement

Company Details (Contact)

Name of company conducting the work* Build King - SK ecoplant Joint Venture

Name & title of responsible person* Bosco Lee/ Construction Manager

Telephone number* 98363402

Email* leo.lee@buildking.hk

Advance Notification Form

This email acknowledges your advance notification submitted at 07/11/2025 on 16:24. Information appended below:

CNP information*All fields are required

CNP No.: GW-RE1307-25

Date and time of receiving notification: 07/11/2025 16:24:28

Notification Ref: GW-RE1307-25-016

CNP holder: Build King - SK ecoplant Joint Venture

CNP Type Non Railway track related repair work

Location of Work :

- District: Yau Tsim Mong

- Affected TPUs: 221,225,226,228,229,252,253

Details of work

Details Location of Work	Date & Time	Details of work program
Road Sections of Ferry Street (from Waterloo Road to Kansu Street) to Road Sections of West Kowloon Corridor and Gascoigne Road Flyover (from Boundary Street to Wylie Road), Kowloon	Start:: 16/11/2025 07:00 End:: 17/11/2025 07:00	1. TTA Implementation 2. Construction Activities 3. Road Reinstatement

Company Details (Contact)

Name of company conducting the work* Build King - SK ecoplant Joint Venture

Name & title of responsible person* Bosco Lee/ Construction Manager

Telephone number* 98363402

Email* leo.lee@buildking.hk

Remark 3: Site photos of noise mitigation measures



Acoustic enclosure was provided for electric hand-held breaker’s operation.



Acoustic enclosure was provided for portable generator’s operation.






Bluetooth communication devices with headphones were used for site communication.



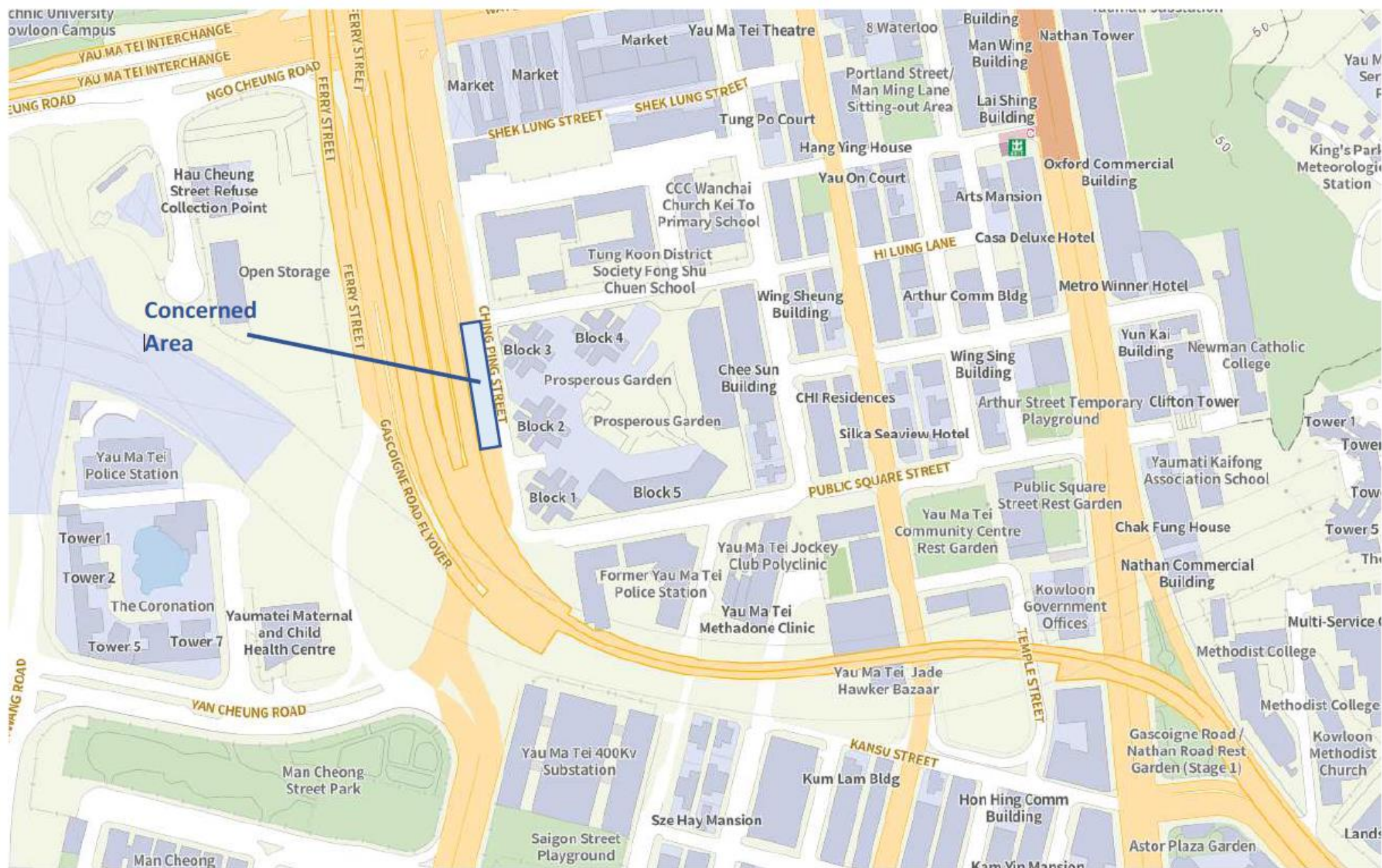
The power generating parts of the PMEs were covered with acoustics sheds.

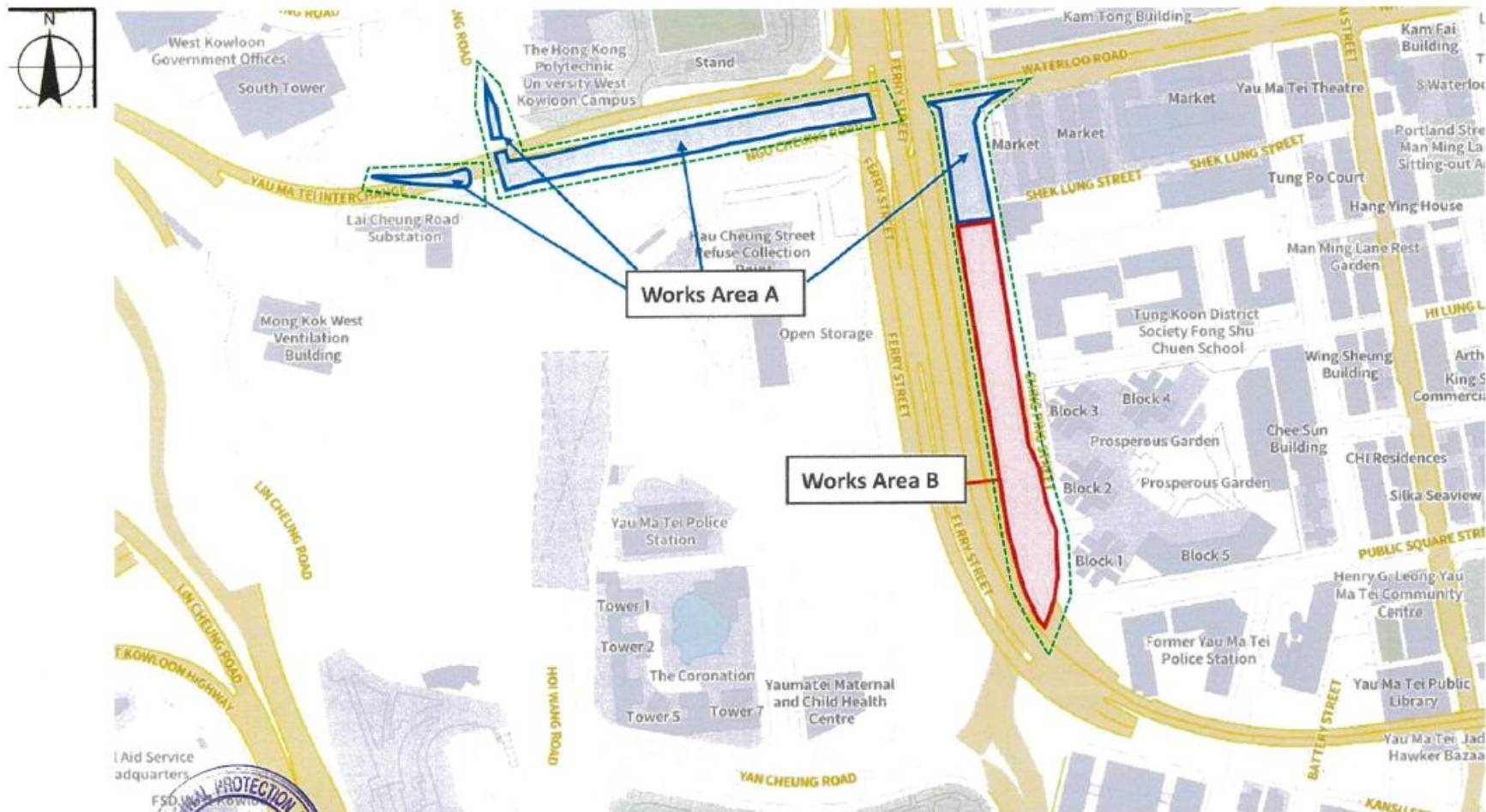
Interim Report on Environmental Complaint

Project	Central Kowloon Route, Yau Ma Tei East Section													
Complaint Code	EC188-CKRYMTE20251121_001													
Complaint description	The complaint case was made to 1823 on 21 November 2025. It was forwarded to the Contractor and the Environmental Team (ET) via the Resident Engineer Team on 21 November 2025. The complaint concerned the construction noise from the site area at the junction of Ching Ping Street and Tung Kun Street during nighttime hours and in the morning.													
Parameter	Construction Noise													
Investigation finding	<p>The complaint pertained to the construction noise received by the complainant during nighttime hours at around 4:00 AM from the site area at the junction of Ching Ping Street and Tung Kun Street on 21 November 2025 ^[1]. The complainant was also concerned about the noise from the disposing of construction waste from the same site area in a morning at around 7:00 AM, which the date was not specified.</p> <p>The construction of noise enclosure was carried out at Ferry Street Southbound from 1:00 AM to 5:30 AM on 21 November 2025. For construction works undertaken within restricted hours, Construction Noise Permits (CNP) have been applied by the Contractor. The work conducted at nighttime of 21 November 2025 was covered under a valid CNP with no. GW-RE1221-25 granted by the EPD. An advance notification of CNP had been submitted to the EPD via the online system within 14 days but no fewer than 48 hours before the commencement of work ^[2].</p> <p>The Powered Mechanical Equipment (PMEs) used for the construction work and the prescribed construction work carried out during the period included the following during:</p> <table border="1"> <thead> <tr> <th>Working Zone</th><th>Working Group</th><th>PME(s)</th></tr> </thead> <tbody> <tr> <td>B</td><td>B</td><td> <ul style="list-style-type: none"> 1 Crane, mobile (diesel), with Quality Powered Mechanical Equipment Label showing a Sound Power Level of $\leq 107\text{dB(A)}$ 1 Tractor with trailer </td></tr> <tr> <td colspan="2">Working Zone</td><td>Prescribed Construction Work</td></tr> <tr> <td>B</td><td></td><td> <ul style="list-style-type: none"> Hammering </td></tr> </tbody> </table> <p>According to the CNPs, for the nighttime work of constructing the noise enclosure in Working Zone B, the above-listed PMEs were authorized to operate within their respective Working Zone during the permitted hours specified in the CNP. The Contractor confirmed that noise mitigation measures were implemented on site. These measures included providing acoustic sheds for the PMEs and switching off all idling PMEs ^[3]. All PMEs used on site were properly functioning. Only one working group of PMEs were used at a time during the period concerned and the construction work was not carried out with any work covered under the CNP no. GW-RE0903-25. For hammering work conducted during the restricted hours, plastic hammers with non-metallic tips were utilized as required by the CNP ^[3]. Communication devices with headphones were used for site communication during nighttime work ^[3]. No loudspeakers or horns were used during the concerned period on site.</p> <p>According to the site records, the period in which the removal of debris at Ferry Street Southbound was most closely aligned with the complainant's description occurred at approximately 8:15 AM on 14 November 2025. The work was conducted within the permitted hours (i.e. 7:00 AM - 7:00 PM on normal weekdays) under the stipulated requirement of the Noise Control Ordinance (NCO). As confirmed by the contractor, the removal of debris was conducted with reference to the approved Environmental Monitoring & Audit (EM&A) manual, Construction Noise Mitigation Measures Plan (CNMMP), and suggestion listed in the Environmental Impact Assessment (EIA) Report. The PME deployed included a dump truck with grab and an excavator, both of which were in proper working condition. Training has been provided to workers to ensure that they</p>		Working Zone	Working Group	PME(s)	B	B	<ul style="list-style-type: none"> 1 Crane, mobile (diesel), with Quality Powered Mechanical Equipment Label showing a Sound Power Level of $\leq 107\text{dB(A)}$ 1 Tractor with trailer 	Working Zone		Prescribed Construction Work	B		<ul style="list-style-type: none"> Hammering
Working Zone	Working Group	PME(s)												
B	B	<ul style="list-style-type: none"> 1 Crane, mobile (diesel), with Quality Powered Mechanical Equipment Label showing a Sound Power Level of $\leq 107\text{dB(A)}$ 1 Tractor with trailer 												
Working Zone		Prescribed Construction Work												
B		<ul style="list-style-type: none"> Hammering 												

	<p>receive clear guidance on the proper site practices and operation of PME to minimize noise generated during work.</p> <p>Upon consideration of the fulfillment of the stipulated requirements by the contractor for the approved Environmental Monitoring & Audit (EM&A) manual and the valid CNP, it is concluded that there was no non-compliance regarding construction noise impact in the Project's work conducted at nighttime on 21 November 2025 or for the debris removal activities carried out in the morning.</p>	
Actions taken / to be taken	<p>The Contractor has adhered to the stipulated requirements outlined in the EM&A manual and the valid CNP. Mitigation measures have been implemented to minimize any nuisance to the public.</p> <p>The following additional remediation measures were undertaken:</p> <ul style="list-style-type: none"> • Arranging works to be completed as soon as possible to minimize disruption caused to the public • Conducting site inspections to ensure all PMEs are well-maintained and properly functioning to avoid excessive noise • Providing training to workers on the careful operation of PMEs to minimize noise impacts 	
Remarks (Shown in next pages)	<ol style="list-style-type: none"> 1. Layout of the concerned site area & the working area layout of CNP GW-RE1221-25 2. Record of Advance Notification to EPD via online system 3. Site photos of noise mitigation measures 	
Prepared by ET (Acuity Sustainability Consulting Limited)	Natalie Wong	
Reviewed by ETL (Acuity Sustainability Consulting Limited)	Kevin Li	
Verified by IEC (ERM-Hong Kong, Limited)	Mandy To	
Date	27 November 2025	

Remark 1: 1. Layout of the concerned site area & the working area layout of CNP GW-RE1221-25





環境保護署

Environmental Protection Department

噪音管制監督

Noise Control Authority

圖例 Legend

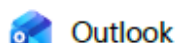
 建築地盤 Construction Site

建築噪音許可證編號 GW-RE1221-25 的附圖

Plan attached to Construction Noise Permit No. GW-RE1221-25

比例 Scale

Remark 2: Record of Advance Notification to EPD via online system



[Acknowledgement] GW-RE1221-25 Yau Tsim Mong

From Online Submission for Advance Notification of CNPs <admin@nco-emergencywork.hk>

Date Fri 11/7/2025 4:35 PM

To Lee Wan Chung, Leo <leo.lee@buildking.hk>

CAUTION: This email originated from outside of the company. DO NOT click links or open attachments unless you recognise the sender

[Allow sender](#) | [Block sender](#) | [Report](#)

This email acknowledges your advance notification submitted at 07/11/2025 on 16:34.
Information appended below:

CNP No. :	GW-RE1221-25
Date and time of receiving notification :	07/11/2025 16:34:45
Notification Ref :	GW-RE1221-25-032
CNP holder :	Build King - SK ecoplant Joint Venture
Location of Work :	
- District :	Yau Tsim Mong
- Affected TPUs :	225,252,253

Details of work :

Details Location of Work	Date & Time	Details of work program
Ferry Street near Prosperous Garden, Yau Ma Tei, Kowloon	Start: 21/11/2025 01:00 End: 21/11/2025 05:30	1. TTA implementation 2. Construction Activities 3. Road Reinstatement




Company Details (Contact) :	
Name of company conducting the work :	Build King - SK ecoplant Joint Venture
Name & title of responsible person :	Keith Lam/ Assistant Construction Manager
Fax number :	
Telephone number :	61402618
Email :	leo.lee@buildking.hk

Remark 3: Site photos of noise mitigation measures

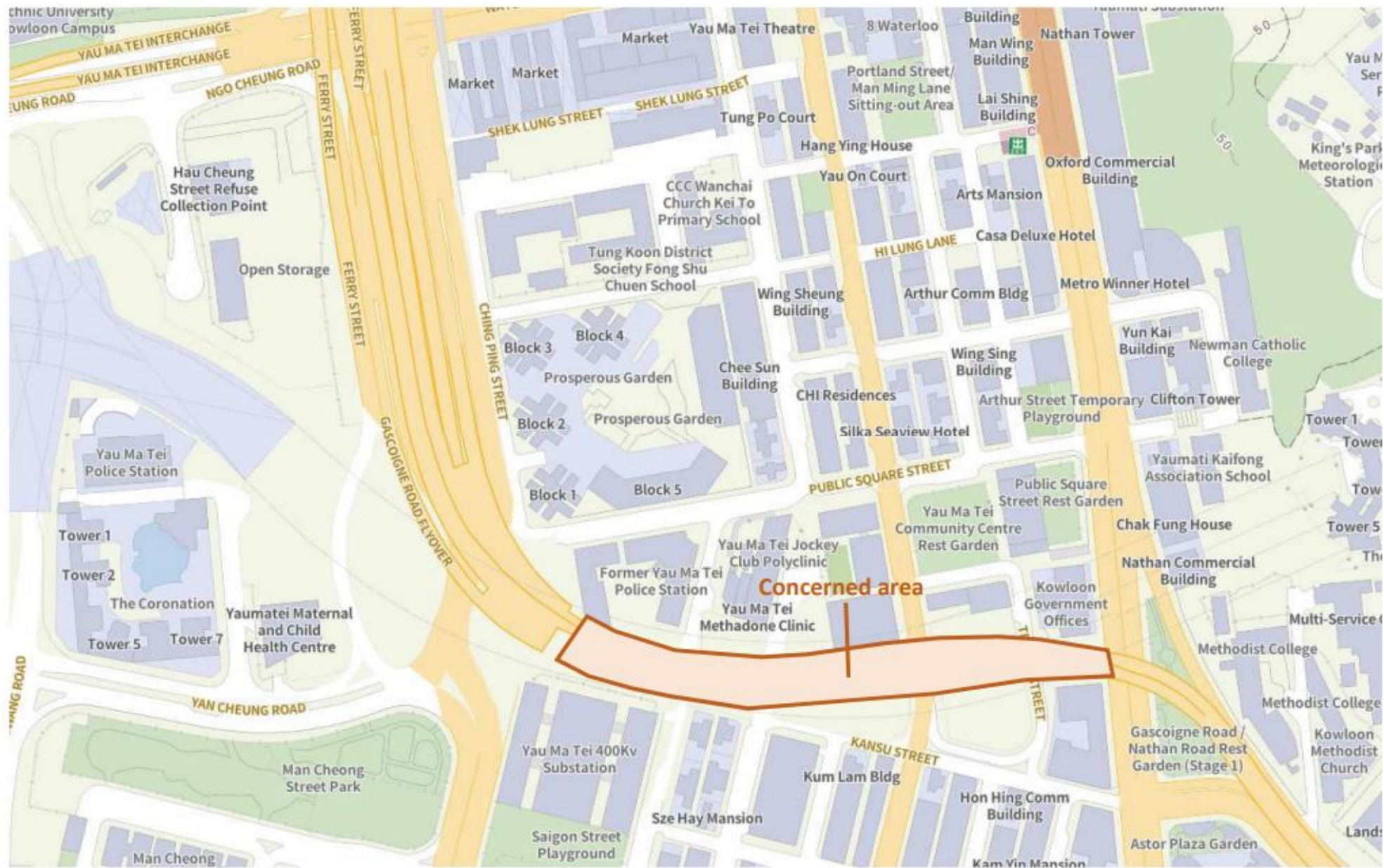


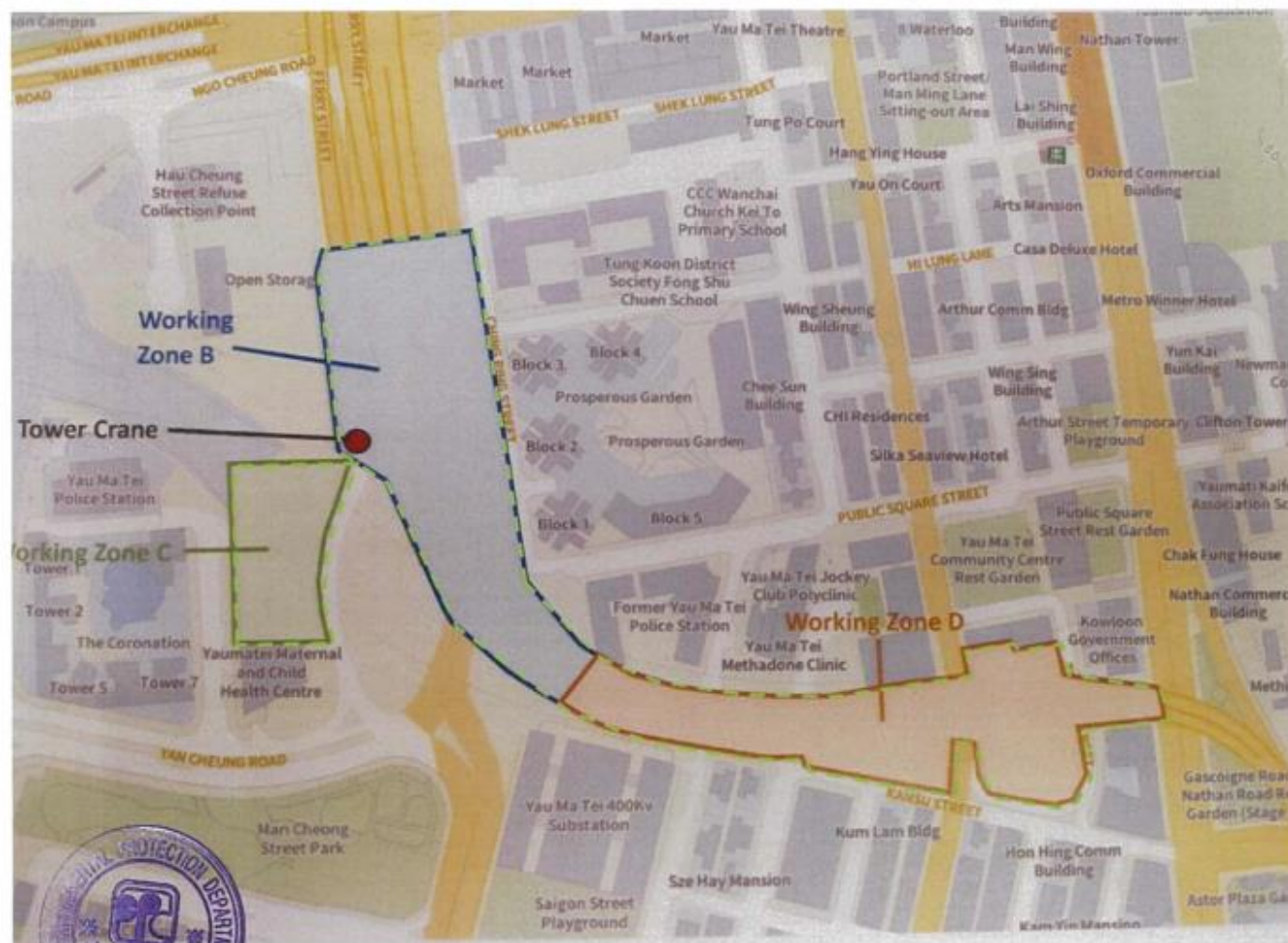
Interim Report on Environmental Complaint

Project	Central Kowloon Route, Yau Ma Tei East Section				
Complaint Code	EC189-CKRYMTE20251127_001.				
Complaint description	The complaint was forwarded to the Contractor by the EPD and to the Environmental Team (ET) on 27 November 2025. The complaint pertained to construction noise from the site area at Gascoigne Road Flyover during nighttime hours on 27 November 2025.				
Parameter	Construction Noise				
Investigation finding	<p>The complaint referred to the construction noise received by the complainant during nighttime hours at around 01:26 AM. Nighttime work was carried out in Working Zone D on Gascoigne Road Flyover and Ferry Street Flyover ^[1] for the construction of noise enclosure from 12:00 AM to 6:00 AM on 27 November 2025.</p> <p>For construction works undertaken within restricted hours, Construction Noise Permits (CNP) have been applied by the Contractor. The work conducted at nighttime on 27 November 2025 was covered under a valid CNP with no. GW-RE1307-25 granted by the EPD. An advance notification of CNP ^[2] had been submitted to the EPD via the online system within 14 days but not fewer than 48 hours before the commencement of work.</p> <p>The Powered Mechanical Equipment (PMEs) used for nighttime work conducted in Working Zone D during the concerned period included the following:</p> <table border="1"> <thead> <tr> <th>Working Zone</th><th>PME(s)</th></tr> </thead> <tbody> <tr> <td>D</td><td> <ul style="list-style-type: none"> 4 Cherry Pickers 1 Lorry, with crane, 5.5 tonne <gross vehicle weight ≤38 tonne 1 Crane, mobile (diesel) </td></tr> </tbody> </table> <p>According to the CNPs, the above PMEs were authorized to operate within their respective Working Zone during the permitted hours specified in the CNP. The Contractor confirmed that noise mitigation measures were implemented on-site. These measures included covering the power generating parts of the PMEs with acoustic sheds and switching off all idling PMEs, in compliance with the requirements outlined in CNP ^[3]. All PMEs that were used on site were properly functioning.</p> <p>Upon consideration of the fulfillment of the stipulated requirements by the contractor for the approved Environmental Monitoring & Audit (EM&A) manual and the valid CNP, it is concluded that there was no non-compliance regarding construction noise impact in the Project's work conducted at nighttime on 27 November 2025.</p>	Working Zone	PME(s)	D	<ul style="list-style-type: none"> 4 Cherry Pickers 1 Lorry, with crane, 5.5 tonne <gross vehicle weight ≤38 tonne 1 Crane, mobile (diesel)
Working Zone	PME(s)				
D	<ul style="list-style-type: none"> 4 Cherry Pickers 1 Lorry, with crane, 5.5 tonne <gross vehicle weight ≤38 tonne 1 Crane, mobile (diesel) 				
Actions taken / to be taken	<p>The Contractor has adhered to the stipulated requirements outlined in the EM&A manual and the valid CNP. Mitigation measures have been implemented to minimize any nuisance to the public.</p> <p>The following additional remediation measures were undertaken:</p> <ul style="list-style-type: none"> Arranging works to be completed as soon as possible to minimize disruption caused to the public Conducting site inspections to ensure all PMEs are well-maintained and properly functioning to avoid excessive noise Providing training to workers on the careful operation of PMEs to minimize noise impacts 				

Remarks (Shown in next pages)	1. Layout of the concerned site area & Working Zone Layout of CNP GW-RE1307-25 2. Record of Advance Notification to EPD via online system 3. Site photos of noise mitigation measures		
Prepared by ET (Acuity Sustainability Consulting Limited)	Natalie Wong		
Reviewed by ETL (Acuity Sustainability Consulting Limited)	Kevin Li		
Verified by IEC (ERM-Hong Kong, Limited)	Mandy To		
Date	1 December 2025		

Remark 1: Layout of the concerned site area & Working Zone Layout of CNP GW-RE1307-25





環境保護署

Environmental Protection Department

噪音管制監督

Noise Control Authority

圖例 Legend

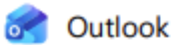
 建築地盤 Construction Site

建築噪音許可證編號 GW-RE1307-25 的附圖 2

Plan 2 attached to Construction Noise Permit No. GW-RE1307-25

比例 Scale

Remark 2: Record of Advance Notification to EPD via online system



[Acknowledgement] GW-RE1307-25 Yau Tsim Mong

From Online Submission for Advance Notification of CNPs <admin@nco-emergencywork.hk>

Date Thu 11/20/2025 2:53 PM

To Lee Wan Chung, Leo <leo.lee@buildking.hk>

CAUTION: This email originated from outside of the company. DO NOT click links or open attachments unless you recognise the sender

[Allow sender](#) | [Block sender](#) | [Report](#)

This email acknowledges your advance notification submitted at 20/11/2025 on 14:52.
Information appended below:

CNP No. :	GW-RE1307-25
Date and time of receiving notification :	20/11/2025 14:52:26
Notification Ref :	GW-RE1307-25-025
CNP holder :	Build King - SK ecoplant Joint Venture
Location of Work :	
- District :	Yau Tsim Mong
- Affected TPUs :	221,225,226,228,229,252,253

Details of work :

Details Location of Work	Date & Time	Details of work program
Road Sections of Ferry Street (from Waterloo Road to Kansu Street) to Road Sections of West Kowloon Corridor and Gascoigne Road Flyover (from Boundary Street to Wylie Road), Kowloon	Start:: 26/11/2025 19:00 End:: 27/11/2025 07:00	1. TTA Implementation 2. Construction Activities 3. Road Reinstatement

Company Details (Contact) :	
Name of company conducting the work :	Build King - SK ecoplant Joint Venture
Name & title of responsible person :	Bosco Lee/ Construction Manager
Fax number :	
Telephone number :	98363402
Email :	leo.lee@buildking.hk

Remark 3: Site photos of noise mitigation measures

